

# Tungsten TRYCON AI Global Markets **Dynamic**

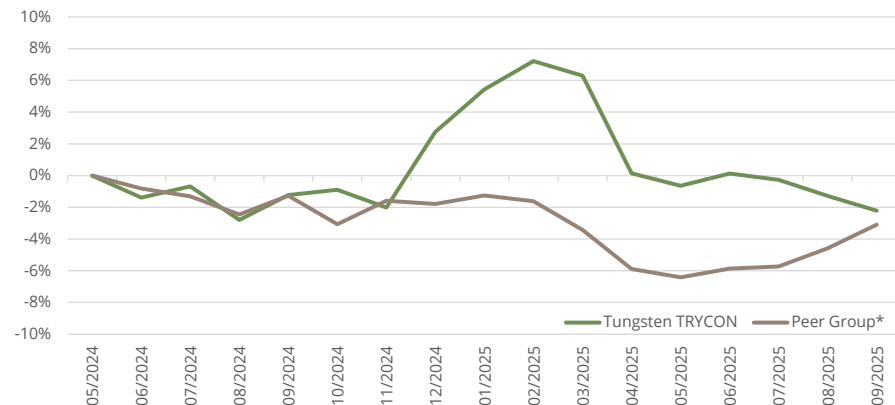
## Monthly Comment

In September, global equity markets – most strongly outside Europe – continued their upward trend. The strategy benefited from this development through long positions, especially in the U.S. indices S&P 500 and NASDAQ 100, as well as in the KOSPI and the Nikkei 225. Trading in European indices, by contrast, incurred losses, particularly in the DAX 40 and, on the short side, in the IBEX 35. The mildly negative result in government bonds stemmed from smaller individual contributions and was mainly driven by losses in 10-year Italian and U.S. futures. In the money markets, declining 3-month USD interest rates at the beginning of the month weighed on performance. In currencies, long positions in the GBP were the main detractor, as the pound depreciated against the USD in mid-September. Additional losses resulted from two weak periods in the CAD during the reporting month. Trading in volatility indices, on the other hand, generated moderate gains on the short side.

## Fund details

Subscription / redemption price	98.22
Fund domicile / currency	LU / EUR
ISIN / WKN	LU2709243443 / A3EKRZ
Bloomberg	TUTAGSE LX Equity
Total assets	EUR 20 mn.
Dividend policy	distributing
Management fee	up to 1,75%
Administrator fee	up to 0,20%
Performance fee	see prospectus

## Historical return



## Historical measures

Accumulated return	-1.78%
Return p.a.	-1.30%
Volatility	10.25%
Sharpe Ratio <sup>1)</sup>	-0.17
Best month	4.87%
Worst month	-5.79%
Monthly average return	-0.08%
% positive months	47%
Average gain	1.63%
Average loss	-1.60%
Max. drawdown (monthly)	-8.80%
Current drawdown (monthly)	-8.80%

## Monthly performance in % (net of fees)

	Jan	Feb	Mar	Apr	May	Jun	Jul	Aug	Sep	Oct	Nov	Dec	YTD
2025	2.61%	1.69%	-0.85%	-5.79%	-0.79%	0.77%	-0.40%	-1.02%	-0.95%				-4.84%
2024					0.45%	-1.39%	0.73%	-2.13%	1.62%	0.33%	-1.13%	4.87%	3.22%

\* "Peer Group": HFRU Macro Index. It represents UCITS compliant Macro funds (incl. systematic) and CTAs and is denominated in EUR. The Tungsten TRYCON fund is part of this index. 1) Risk-free rate: EURIBOR (3m).

## Contact details

**Fund management:** Tungsten Capital Management GmbH, Hochstraße 35, 60313 Frankfurt, [www.tungsten-funds.com](http://www.tungsten-funds.com)

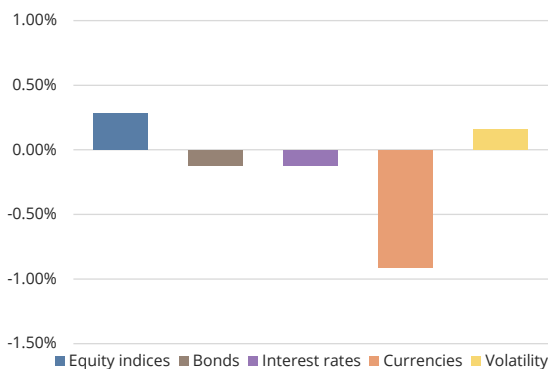
**Sales:** Tel.: +49 69 710 426 777, [info@tungsten-funds.com](mailto:info@tungsten-funds.com)

## Fund description

The fund's objective is to provide absolute returns with a medium risk profile and low correlation to equity markets and other investments. The underlying trading models are based on Artificial Intelligence.

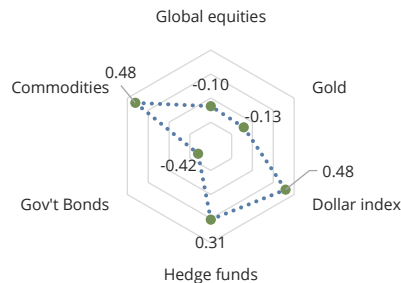
The Tungsten TRYCON AI Global Markets Dynamic pursues a systematic multi-asset long/short strategy. It uses quantitative models based on Artificial Intelligence to identify trading opportunities in the financial markets. Periodic re-learning leads to regular updates of the models. The investment universe comprises some 60 global equity, bond, interest rate and currency markets. In these markets, the fund can take both long and short positions using regulated, liquid and exchange-traded financial instruments. The portfolio is dynamically adjusted to changing market conditions in accordance with a strict risk management. The strategy is characterized by low correlation with traditional investments.

## Performance attribution by sector



The sector performance attribution is intended to be indicative and to give an estimate of winning and losing components of the derivative positions in the fund. The results do not include fees/expenses or contributions from the cash/bond portfolio and do not add up to the aggregate fund performance.

## Correlation (monthly data)



## Key markets

### Top 3 markets

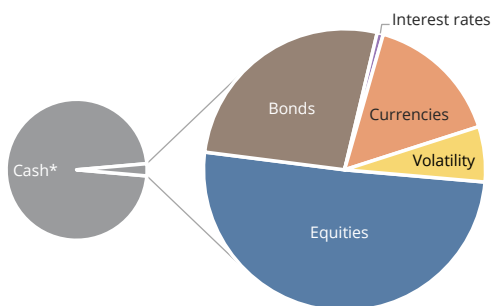
- 1) E-Mini Nasdaq 100 Index
- 2) KOSPI 200 Index
- 3) Nikkei 225 Index

### Bottom 3 markets

- 1) GBP / USD
- 2) DAX40 Index
- 3) CAD / USD

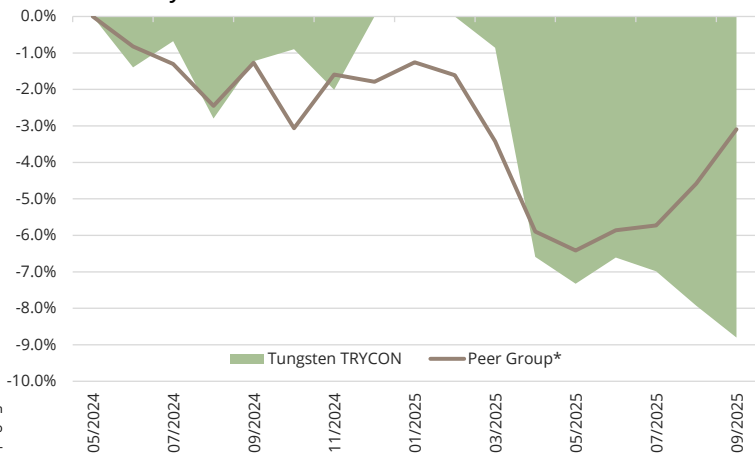
(Key futures markets by contribution to performance)

## Risk allocation by sector per month end



Risk allocation is based on a proprietary measure. The information is intended to give an indication of the portfolio's allocation. A large level of cash and short-term bonds is inherent to the strategy, the average margin allocation is 10%-20%. \* Cash = bank (term) deposits and short-term government bonds.

## Drawdown analysis



## Important information - please read carefully:

This document is an advertisement. It is not a financial analysis in accordance with § 34b WpHG, investment advice or solicitation to purchase financial instruments. This document does not replace any legal, tax or financial advice. The statements made have not been audited by an outside party, especially an independent accounting firm. You should make an investment decision only based on the sales documents (comprehensive or simplified prospectus, current annual and semi-annual report), where detailed information on the opportunities and risks of this fund are given. The sales documents can be obtained free of charge from the administrator (Hauck & Aufhaeuser Fund Services S.A., 1c, rue Gabriel Lippmann, L-5365 Munsbach, Luxembourg and [www.hal-privatbank.com](http://www.hal-privatbank.com)) and the Tungsten Capital Management GmbH. This document is strictly confidential and may not be reproduced nor redistributed in whole or in part. Past performance is not a reliable indicator of future performance. Future performance is not predictable. Tungsten Capital Management does not assume any liability for the correctness of the data specified herein. All information is subject to change.

Data: Equity = global index (gross; local currencies); Government Bonds = Bloomberg Government Bond Index (local); Commodities = Bloomberg Commodity Index; Gold in USD; Hedge Funds = HFRX Global Hedge Fund Index; own calculations. Calculations are based on monthly data if not indicated otherwise. Sources: Bloomberg, own calculations.

Information for Swiss investors: The fund's domicile is Luxembourg. The fund is registered for distribution to Qualified Investors in Switzerland. The fund's representative in Switzerland is 1741 Fund Solutions AG, Bahnhofstraße 8, 9001 St. Gallen. Paying agent for Switzerland is Telco AG, Bahnhofstrasse 4, 6431 Schwyz. The fund's prospectus, the Key Investor Information Document (KIID) as well as the annual and semi-annual report can be obtained free of charge from the representative in Switzerland (telephone: +41 58 458 48 00). For shares distributed to Switzerland and from Switzerland, the place of execution and the place of jurisdiction shall be at the domicile of the representative.