

# Tungsten TRYCON AI Global Markets

## Monthly Comment

In a slightly negative equity market environment, the portfolio suffered moderate losses from trading in equity indices. The weakest contribution came from the AEX index, which fell following disappointing data from chipmaker ASML. The strategy also incurred losses in other European indices, such as the IBEX 35, which were at least partially offset by gains in US and Asian indices. The small loss in government bond trading was mainly due to long positions in German and UK government bonds. The latter came under pressure following the UK government's budget plans. On the other hand, the strategy benefited from a short position in 10-year US government bonds. Currency trading was profitable as the strategy benefited from the weakness of the Japanese yen, euro and Swiss franc against the US dollar, while posting small losses in the British pound and the Australian Dollar. Fluctuations in equity volatility markets led to small losses and there was also a net loss in money market futures, mainly due to a rise in USD interest rates at the beginning of the month.

## Fund details

Subscription / redemption price	129.32
Fund domicile / currency	LU / EUR
ISIN / WKN	LU0451958309 / HAFX29
Bloomberg	TRYBIHC LX Equity
Total assets	EUR 172 mn.
Dividend policy	distributing
Management fee	up to 1,25%
Administrator fee	up to 0,20%
Performance fee	see prospectus

## Historical return<sup>1)</sup>



## Key Metrics

	since 09/2013 <sup>1)</sup>	since 2019 <sup>2)</sup>
Accumulated return	30.52%	23.68%
Return p.a.	2.41%	3.71%
Volatility	4.87%	4.96%
Sharpe Ratio <sup>4)</sup>	0.40	0.55
Best month	3.51%	3.50%
Worst month	-3.96%	-2.19%
Monthly average return	0.21%	0.31%
% positive months	55%	56%
Average gain	1.12%	1.28%
Average loss	-0.90%	-0.91%
Max. drawdown (monthly)	-13.75%	-4.64%
Current drawdown (monthly)	0.00%	0.00%

## Monthly performance in % (net of fees)<sup>1)</sup>

	Jan	Feb	Mar	Apr	May	Jun	Jul	Aug	Sep	Oct	Nov	Dec	YTD
2024	3.19%	1.56%	-0.43%	0.62%	1.26%	-0.43%	0.57%	-0.66%	0.68%	0.04%			6.51%
2023	-0.50%	1.76%	-2.08%	0.41%	1.17%	0.41%	-2.19%	1.05%	0.84%	-1.83%	-0.36%	-0.02%	-1.41%
2022	-1.54%	-2.03%	2.34%	3.26%	-0.18%	0.43%	-0.05%	1.12%	0.53%	0.42%	-1.04%	-0.40%	2.77%
2021	-0.89%	1.64%	2.35%	1.75%	-0.21%	-0.98%	0.56%	0.46%	-2.16%	1.92%	-1.10%	0.42%	3.70%
2020	-0.39%	0.32%	3.32%	-0.28%	-0.90%	1.05%	1.29%	-0.33%	0.17%	-0.19%	1.44%	0.62%	6.22%
2019	-1.55%	-0.64%	3.50%	0.86%	-0.64%	1.58%	1.35%	1.88%	-0.57%	-1.98%	1.92%	-1.58%	4.05%
2018	-0.78%	-3.39%	-1.37%	-1.11%	-0.64%	-1.09%	0.47%	-0.50%	-1.40%	0.00%	-0.57%	-0.21%	-10.15%
2017	0.57%	0.10%	-0.58%	-0.53%	-0.68%	-0.64%	0.45%	0.18%	-0.55%	1.00%	0.11%	-0.61%	-1.21%
2016	2.27%	1.42%	-0.50%	-0.42%	0.49%	1.36%	-0.18%	-0.15%	0.88%	-0.64%	-0.70%	1.21%	5.10%
2015	1.74%	0.71%	-1.39%	0.51%	-1.23%	0.43%	-0.37%	0.83%	0.62%	0.41%	0.59%	-3.96%	-1.23%
2014	-0.09%	0.54%	-1.59%	0.87%	1.43%	2.07%	3.51%	1.16%	0.76%	-0.26%	2.32%	0.19%	11.35%
2013 <sup>3)</sup>									0.25%	0.91%	1.58%	0.09%	2.85%

1) Until 08/2013 the fund predominantly followed a trend following strategy. Since 09/2013, quantitative models dominate the strategy. The historical statistics are based on the track record since 09/2013. 2) A third AI model family was added to the strategy in January 2019. 3) The YTD performance for 2013 relates to the period from Sep. to Dec. for the current strategy mix. 4) Risk-free rate: Euribor (3m). \* "Peer Group": HFRU Macro Index. It represents UCITS compliant Macro funds (incl. systematic) and CTAs and is denominated in EUR. The Tungsten TRYCON fund is part of this index. \*\* Cash = bank (term) deposits and short-term gov. bonds.



## Contact details

Fund management: Tungsten Capital Management GmbH, Hochstraße 35, 60313 Frankfurt, [www.tungsten-funds.com](http://www.tungsten-funds.com)

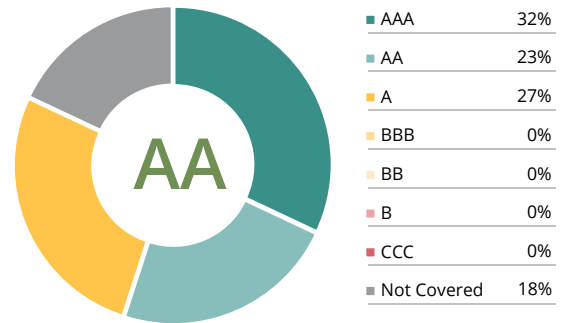
Sales: Tel.: +49 69 710 426 777, [info@tungsten-funds.com](mailto:info@tungsten-funds.com)

## Fund description

The fund's objective is to provide absolute returns with a moderate risk profile and low correlation to equity markets and other investments. The underlying trading models are based on Artificial Intelligence.

The Tungsten TRYCON AI Global Markets pursues a systematic multi-asset long/short strategy. Since September 2013, it uses quantitative models based on Artificial Intelligence to identify trading opportunities in the financial markets. Periodic re-learning leads to regular updates of the models. The investment universe comprises some 60 global equity, bond, interest rate and currency markets. In these markets, the fund can take both long and short positions using regulated, liquid and exchange-traded financial instruments. The portfolio is dynamically adjusted to changing market conditions in accordance with a strict risk management. The strategy is characterized by low correlation with traditional investments.

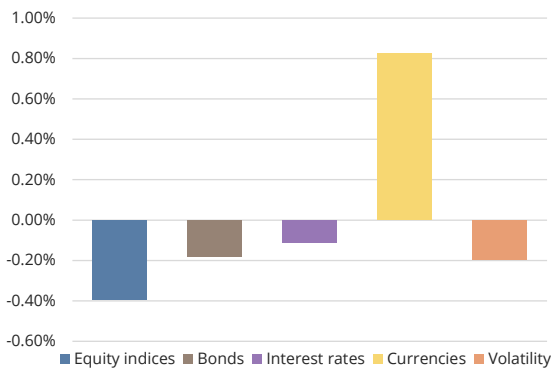
## MSCI ESG rating and distribution



## Product classification according to SFDR: Article 8

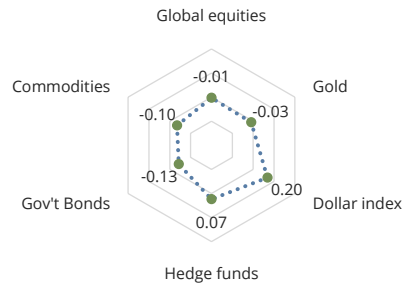
- Consideration of ESG & sustainability criteria in the investment strategy
- Scope of the taxonomy regulation
- Exclusion criteria are applied

## Performance attribution by sector



The sector performance attribution is intended to be indicative and to give an estimate of winning and losing components of the derivative positions in the fund. The results do not include fees/expenses or contributions from the cash/bond portfolio and do not add up to the aggregate fund performance.

## Correlation since 09/2013 (monthly data)



## Key markets

### Top 3 markets

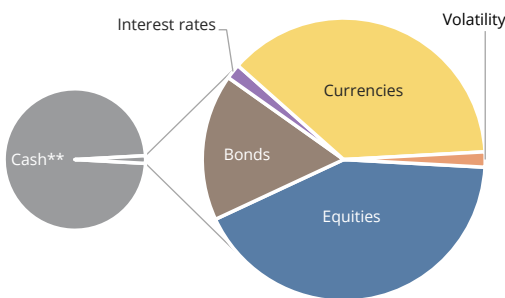
- 1) JPY / USD
- 2) 10Y Treasury Notes
- 3) EUR / USD

### Bottom 3 markets

- 1) Euro Bund
- 2) Amsterdam AEX Index
- 3) VIX Index

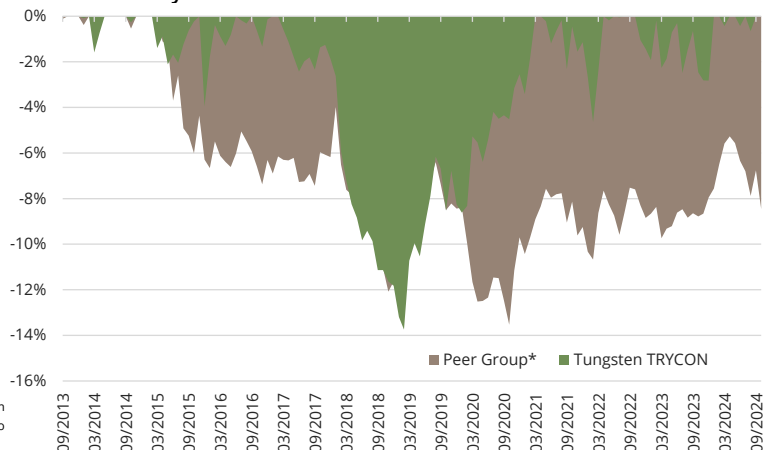
(Key futures markets by contribution to performance)

## Risk allocation by sector per month end



Risk allocation is based on a proprietary measure. The information is intended to give an indication of the portfolio's allocation. A large level of cash and short-term bonds is inherent to the strategy, the average margin allocation is 5%-10%.

## Drawdown analysis<sup>1)</sup>



## Important information - please read carefully:

This document is an advertisement. It is not a financial analysis in accordance with § 34b WpHG, investment advice or solicitation to purchase financial instruments. This document does not replace any legal, tax or financial advice. The statements made have not been audited by an outside party, especially an independent accounting firm. You should make an investment decision only based on the sales documents (comprehensive or simplified prospectus, current annual and semi-annual report), where detailed information on the opportunities and risks of this fund are given. The sales documents can be obtained free of charge from the administrator (Hauck & Aufhäuser Fund Services S.A., 1c, rue Gabriel Lippmann, L-5365 Munsbach, Luxembourg and [www.hal-privatbank.com](http://www.hal-privatbank.com)) and the Tungsten Capital Management GmbH. This document is strictly confidential and may not be reproduced nor redistributed in whole or in part. Past performance is not a reliable indicator of future performance. Future performance is not predictable. Tungsten Capital Management does not assume any liability for the correctness of the data specified herein. All information is subject to change.

Data: Equity = global index (gross; local currencies); Government Bonds = Bloomberg Government Bond Index (local); Commodities = Bloomberg Commodity Index; Gold in USD; Hedge Funds = HFRX Global Hedge Fund Index; own calculations. Calculations are based on monthly data if not indicated otherwise. Sources: Bloomberg, own calculations.

Information for Swiss investors: The fund's domicile is Luxembourg. The fund is registered for distribution to Qualified Investors in Switzerland. The fund's representative in Switzerland is 1741 Fund Solutions AG, Bahnhofstraße 8, 9001 St. Gallen. Paying agent for Switzerland is Tellico AG, Bahnhofstrasse 4, 6431 Schwyz. The fund's prospectus, the Key Investor Information Document (KIID) as well as the annual and semi-annual report can be obtained free of charge from the representative in Switzerland (telephone: +41 58 458 48 00). For shares distributed to Switzerland and from Switzerland, the place of execution and the place of jurisdiction shall be at the domicile of the representative.