

Tungsten PARITON UI

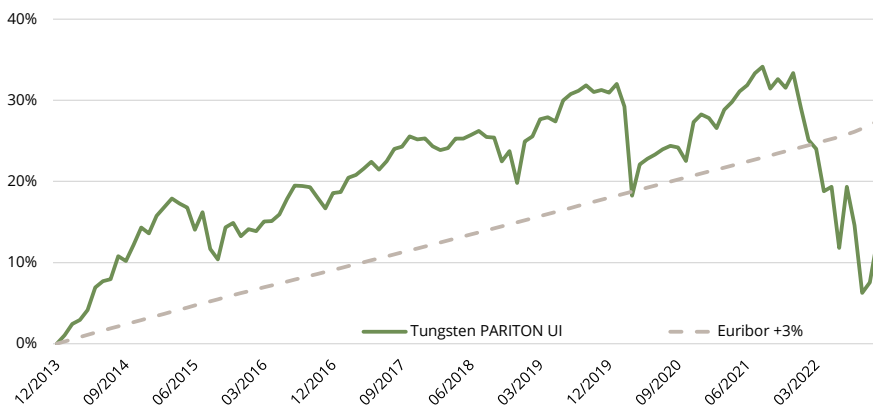
Monthly Comment

GOLDILOCKS – Just in time for the festive season markets decided in November to focus on what they wish for (FED Pivot), while shrugging off the things difficult to value (Geopolitics) and the things they don't like (Recession). Despite signs of economic slowdown, more military escalation in the Ukraine (and a missile in Poland) and the blow up of one of the biggest Ponzi schemes in history (FTX), equities and Bonds rallied in tandem. European stocks outperformed their US Peers, but the most stunning performance was in Asia, where Hang Seng Index jumped 25%. Yield curves flattened significantly into the biggest inversion since the 80's as short term rates grind further up while longer term rates continued their fall from October highs. Focus for the last month will be on the FED (50bp hike) and in Europe on the weather as arctic freeze will be expensive in Germany and a horror in Ukraine.

Fund details

Subscription / redemption price	112.08
Fund domicile / currency	DE / EUR
ISIN / WKN	DE000A1W8952 / A1W895
Bloomberg	UITUNGS
Total assets	EUR 39 mn.
Dividend policy	distributing
Management fee	0.50%
Administrator fee	0.21%
Performance fee	10%, HWM, Euribor (1m)

Historical return



Historical statistics

Accumulated return	12.93%
Return p.a.	1.37%
Volatility	7.01%
Sharpe Ratio ¹⁾	0.23
Best month	6.75%
Worst month	-8.51%
Monthly average return	0.14%
% positive months	63%
Average gain	1.22%
Average loss	-1.71%
Max. drawdown (monthly)	-20.79%
Current drawdown (monthly)	-15.77%

Monthly performance in % (net of fees)

	Jan	Feb	Mar	Apr	May	Jun	Jul	Aug	Sep	Oct	Nov	Dec	YTD
2022	-3.21%	-3.08%	-0.88%	-4.20%	0.47%	-6.33%	6.75%	-3.98%	-7.27%	1.21%	5.06%		-15.28%
2021	-0.35%	-0.97%	1.78%	0.74%	1.02%	0.59%	1.10%	0.61%	-2.01%	0.90%	-0.81%	1.38%	3.98%
2020	0.81%	-2.10%	-8.51%	3.26%	0.57%	0.43%	0.54%	0.33%	-0.16%	-1.33%	3.92%	0.74%	-2.05%
2019	4.27%	0.49%	1.69%	0.18%	-0.39%	2.02%	0.61%	0.30%	0.51%	-0.62%	0.19%	-0.25%	9.29%
2018	-0.77%	-0.37%	0.19%	0.95%	0.01%	0.35%	0.40%	-0.58%	-0.07%	-2.34%	1.03%	-3.16%	-4.37%
2017	0.09%	1.50%	0.28%	0.64%	0.70%	-0.80%	0.86%	1.26%	0.21%	1.03%	-0.30%	0.10%	5.67%
2016	0.76%	-0.21%	1.04%	0.03%	0.72%	1.65%	1.40%	-0.06%	-0.12%	-1.11%	-1.10%	1.64%	4.69%
2015	1.90%	0.93%	0.92%	-0.52%	-0.44%	-2.33%	1.89%	-3.88%	-1.16%	3.58%	0.46%	-1.41%	-0.29%
2014	1.04%	1.38%	0.50%	1.18%	2.67%	0.71%	0.24%	2.61%	-0.52%	1.80%	1.91%	-0.64%	13.59%
2013												-0.06%	-0.06%

1) Risk-free rate: Euribor (3m).

Contact details

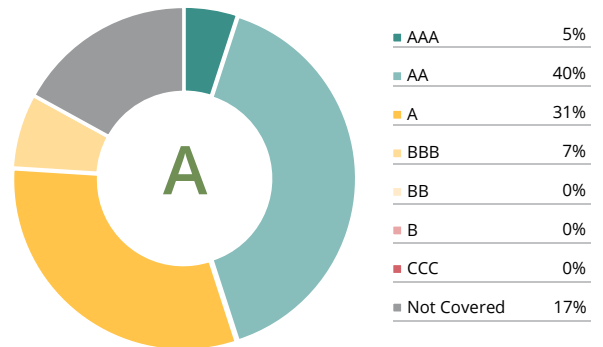
Fund management: Tungsten Capital Management GmbH, Hochstraße 35, 60313 Frankfurt, www.tungsten-funds.com
Sales: Tel.: +49 69 710 426 777, info@tungsten-funds.com

Fund description

The Tungsten PARITON UI strategy aims to achieve a stable absolute return by combining several different asset classes in a multi asset portfolio.

The Tungsten PARITON UI fund considers only those assets that deliver an attractive risk/return ratio. To avoid a one-sided allocation, weights to these assets are assigned using a special risk balancing method. The employment of such risk balancing promises high risk-adjusted returns (Sharpe ratios) as the aggregate portfolio risk is managed very effectively. Due to the low risk nature of certain asset classes the fund may employ leverage in order to achieve a relatively constant level of volatility. The expected return of the strategy is 3%-6% p.a. above Euribor (1m).

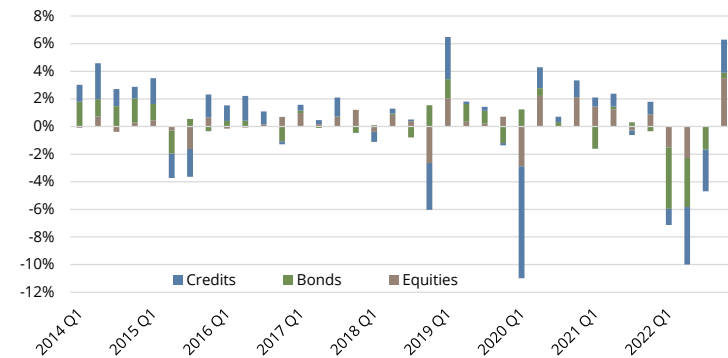
MSCI ESG Rating and Distribution



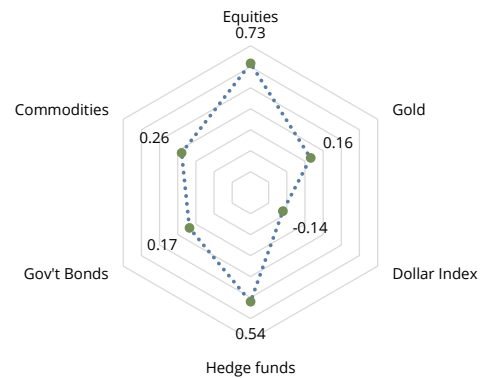
Product classification according to SFDR: Article 8

- Consideration of ESG & sustainability criteria in the investment strategy
- Scope of the taxonomy regulation
- Exclusion criteria are applied

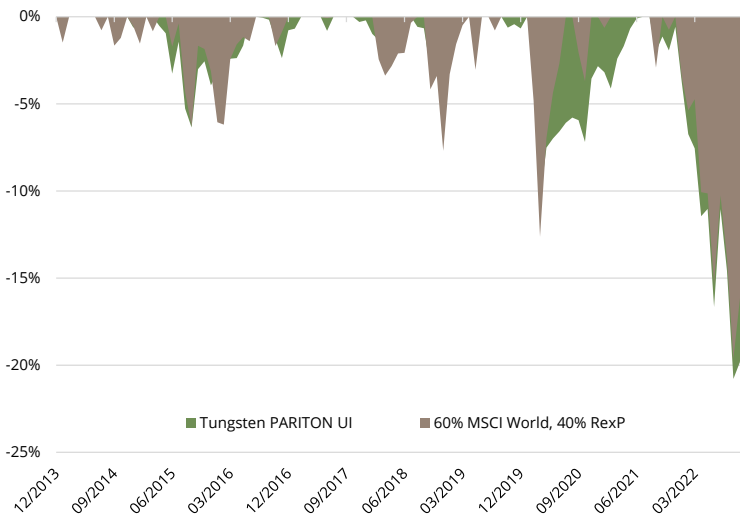
Quarterly performance attribution²⁾



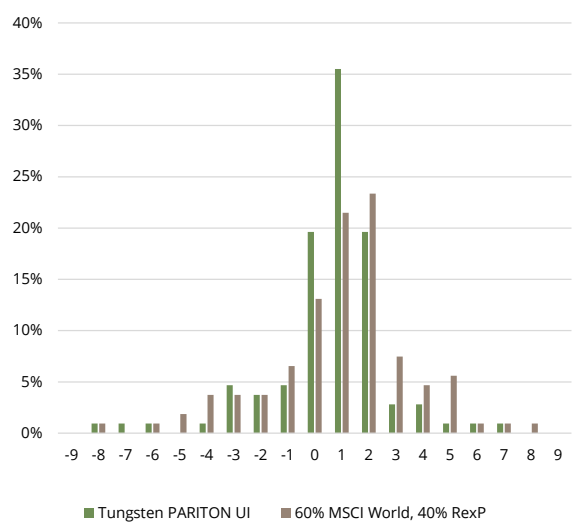
Correlation since 01/2014 (daily data)¹⁾



Drawdown Analysis¹⁾



Frequency distribution of MoM returns¹⁾



Important information - please read carefully:

This document is an advertisement. It is not a financial analysis in accordance with § 34b WpHG, investment advice or solicitation to purchase of financial instruments. This document does not replace any legal, tax or financial advice. The statements made, have not been audited by an outside party, especially an independent accounting firm. You should make an investment decision in each case based on the sales documents (comprehensive or simplified prospectus, current annual and semi-annual report, if necessary), where detailed information on the opportunities and risks of this fund are given. The sales documents can be obtained free of charge from the KVG (Universal Investment GmbH) through www.universal-investment.de and the Tungsten Capital Management GmbH. This document is strictly confidential and may not be reproduced nor redistributed in whole or in part. Past performance is not a reliable indicator of future performance. Future performances are not predictable. Tungsten Capital Management does not assume any liability for the correctness of the data specified herein. Subject to change. Sources: own calculations. 2) The results presented are indications and are intended to convey an approximation of the monthly results of the asset classes. They do not include any fees / expenses, their sum does not correspond to the fund's monthly performance.