

Tungsten ZENTURIO UI

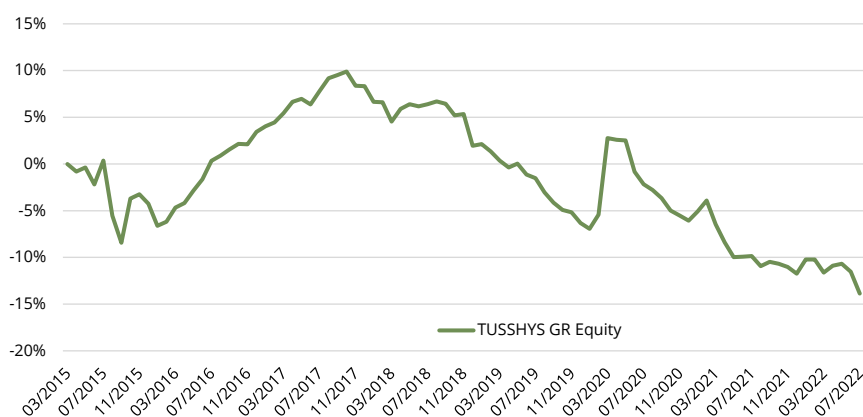
Monthly Comment

MONSTER RALLY - The BofA Fund Manager Survey made it obvious. Professional investors' expectations are maximally negative for financial markets. Since the best hedge is to sell, professionals' portfolios should be at minimum risk levels. And that's exactly what makes them vulnerable. The so-called "pain trade" - the worst thing that can happen to fund managers now, is a massive bear market rally. Without reason - without a positive environment, simply as a technical reaction as there is hardly any selling pressure left. Maybe that's just what we observed in July. S&P +9%, Nasdaq even +12%, even bonds have been up. Volatility - the fear barometer, has fallen. If this was all just a bear market rally, then now is exactly the right time to reload hedges.

Fund details

Subscription / redemption price	85.80
Fund domicile / currency	DE / EUR
ISIN / WKN	DE000A12BTA8 / A12BTA
Bloomberg	TUSSHYS
Total assets	EUR 7 mn.
Dividend policy	distributing
Management fee	0.50%
Administrator fee	0.21%
Performance fee	10%, HWM, Euribor (1m)

Historical return



Historical statistics

Accumulated return	-13.87%
Return p.a.	-2.01%
Volatility	6.07%
Sharpe Ratio ¹⁾	-0.27
Best month	8.66%
Worst month	-5.90%
Monthly average return	-0.15%
% positive months	47%
Average gain	1.09%
Average loss	-1.24%
Max. drawdown (monthly)	-21.62%
Current drawdown (monthly)	-21.62%

Monthly performance in % (net of fees)

	Jan	Feb	Mar	Apr	May	Jun	Jul	Aug	Sep	Oct	Nov	Dec	YTD
2022	1.73%	0.01%	-1.57%	0.82%	0.25%	-0.96%	-2.64%						-2.40%
2021	1.05%	1.24%	-2.66%	-2.05%	-1.73%	0.04%	0.07%	-1.19%	0.51%	-0.22%	-0.38%	-0.81%	-6.06%
2020	-0.65%	1.62%	8.66%	-0.18%	-0.07%	-3.27%	-1.34%	-0.65%	-0.90%	-1.37%	-0.56%	-0.57%	0.28%
2019	0.17%	-0.76%	-0.98%	-0.72%	0.41%	-1.17%	-0.41%	-1.54%	-1.13%	-0.81%	-0.27%	-1.21%	-8.11%
2018	-1.54%	-0.05%	-1.95%	1.31%	0.47%	-0.21%	0.21%	0.28%	-0.24%	-1.15%	0.12%	-3.22%	-5.88%
2017	0.56%	0.39%	0.96%	1.16%	0.30%	-0.57%	1.34%	1.28%	0.32%	0.34%	-1.38%	-0.06%	4.71%
2016	-2.46%	0.46%	1.61%	0.50%	1.38%	1.27%	1.99%	0.56%	0.66%	0.58%	-0.05%	1.31%	8.04%
2015				-0.82%	0.44%	-1.82%	2.62%	-5.90%	-3.05%	5.17%	0.47%	-1.03%	-4.25%

1) Risk-free rate: Euribor (3m)

Contact details

Fund management: Tungsten Capital Management GmbH, Hochstraße 35, 60313 Frankfurt, www.tungsten-funds.com

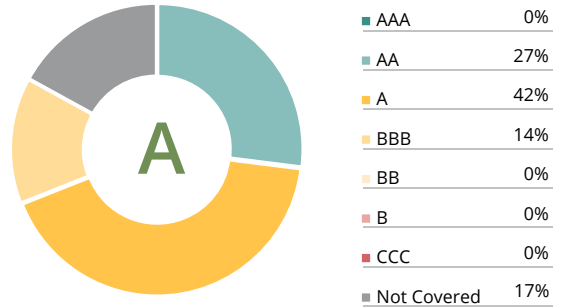
Sales: Tel.: +49 69 710 426 777, info@tungsten-funds.com

Fund description

Tungsten ZENTURIO UI is a global convexity fund designed with the aim of providing a return stream with diversification and low correlation to broad based markets. Over the long run the return objective is Euribor plus 3 to 5% across the full business cycle.

The approach of the Tungsten ZENTURIO UI is based on the view, that there are inefficiencies in the pricing of implied vs. historical volatility. The Fund deploys a combination of multi-leg option positions with the capability to profit from volatility regime changes in both, high and low volatility environments. ZENTURIO utilizes exchange traded securities on equity and bond indices and single stocks, with an emphasis on an asymmetric risk reward profile, with liquidity and defined risk.

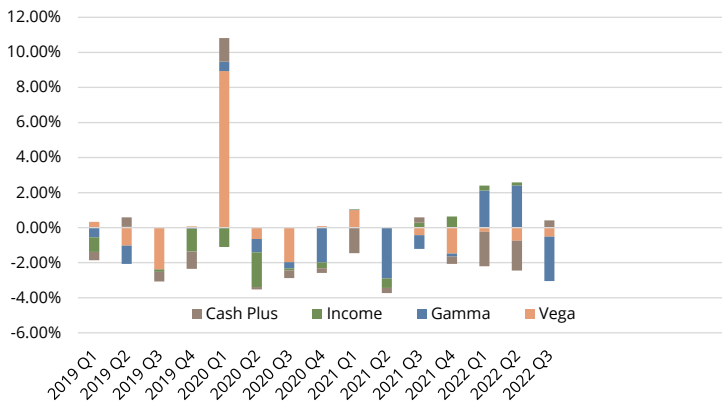
ESG rating distribution



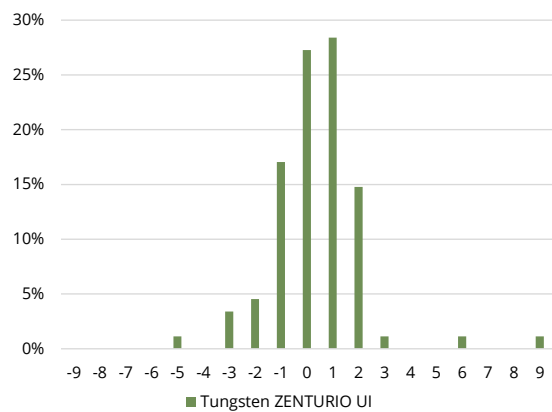
Product classification according to SFDR: Article 8

- Consideration of ESG & sustainability criteria in the investment strategy
- Scope of the taxonomy regulation
- Exclusion criteria are applied

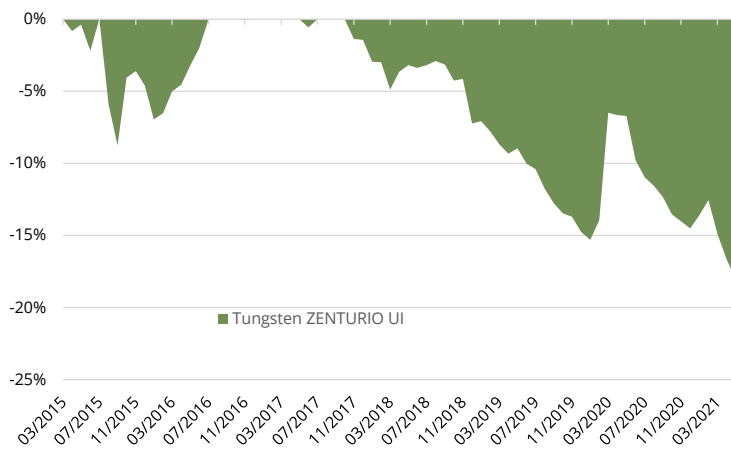
Quarterly performance attribution



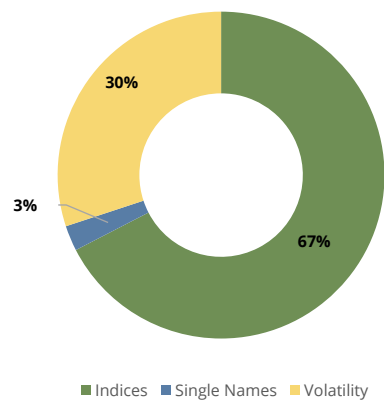
Frequency distribution of MoM returns



Drawdown analysis



Portfolio Weights of Derivative Positions (market value)



Important information - please read carefully:

This document is an advertisement. It is not a financial analysis in accordance with § 34b WpHG, investment advice or solicitation to purchase of financial instruments. This document does not replace any legal, tax or financial advice. The statements made, have not been audited by an outside party, especially an independent accounting firm. You should make an investment decision in each case based on the sales documents (comprehensive or simplified prospectus, current annual and semi-annual report, if necessary), where detailed information on the opportunities and risks of this fund are given. The sales documents can be obtained free of charge from the KVG (Universal Investment GmbH) through www.universal-invest.de and the Tungsten Capital Management GmbH. This document is strictly confidential and may not be reproduced nor redistributed in whole or in part. Past performance is not a reliable indicator of future performance. Future performances are not predictable. Tungsten Capital Management does not assume any liability for the correctness of the data specified herein. Subject to change. Sources: Bloomberg, own calculations.