

Tungsten PARITON UI

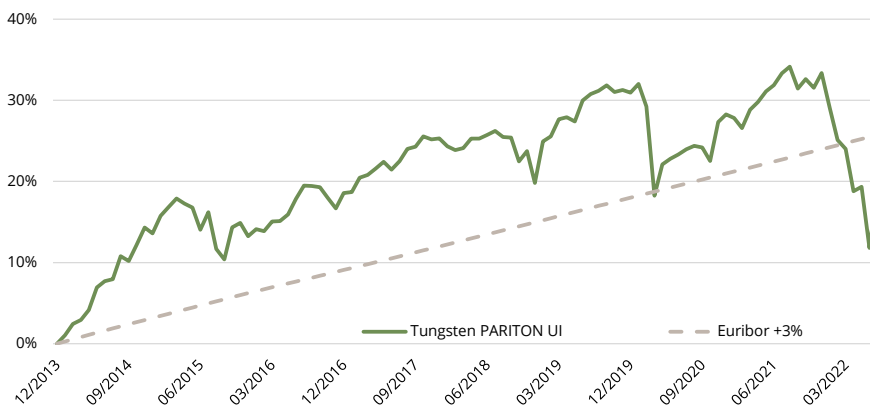
Monthly Comment

SURPRISE – With US in a recession, inflation at a 40 year high, the Ukraine war entering into the next phase, Germany running out of gas, political turmoil in UK and Italy, Chinese borrowers refusing to pay their mortgages and central banks worldwide in tightening mode, would you guess financial markets would fly? Nasdaq up 12%, 30 Year Bunds up 13% and Bitcoin up 27%, just to mention a few markets. Investors are trapped between the bad environment and the relentless loss of value from H1. How can you be seriously and prudently positive now and buy this market? Almost any comment we read call this a bull trap, a bear market rally or technical reaction at best. But in history the news did never look good one month after the market lows. Your three options here are: (1) Stay out until markets are less choppy, (2) buy what you think you understand, and buy options to hedge tail risk (3) give it a chance and diversify as wide as possible. You know, what we stand for. July was PARITONs best month in almost 9 years.

Fund details

Subscription / redemption price	118.37
Fund domicile / currency	DE / EUR
ISIN / WKN	DE000A1W8952 / A1W895
Bloomberg	UITUNGS
Total assets	EUR 75 mn.
Dividend policy	distributing
Management fee	0.50%
Administrator fee	0.19%
Performance fee	10%, HWM, Euribor (1m)

Historical return



Historical statistics

Accumulated return	19.26%
Return p.a.	2.07%
Volatility	6.67%
Sharpe Ratio ¹⁾	0.35
Best month	6.75%
Worst month	-8.51%
Monthly average return	0.19%
% positive months	63%
Average gain	1.16%
Average loss	-1.50%
Max. drawdown (monthly)	-16.66%
Current drawdown (monthly)	-11.04%

Monthly performance in % (net of fees)

	Jan	Feb	Mar	Apr	May	Jun	Jul	Aug	Sep	Oct	Nov	Dec	YTD
2022	-3.21%	-3.08%	-0.88%	-4.20%	0.47%	-6.33%	6.75%						-10.52%
2021	-0.35%	-0.97%	1.78%	0.74%	1.02%	0.59%	1.10%	0.61%	-2.01%	0.90%	-0.81%	1.38%	3.98%
2020	0.81%	-2.10%	-8.51%	3.26%	0.57%	0.43%	0.54%	0.33%	-0.16%	-1.33%	3.92%	0.74%	-2.05%
2019	4.27%	0.49%	1.69%	0.18%	-0.39%	2.02%	0.61%	0.30%	0.51%	-0.62%	0.19%	-0.25%	9.29%
2018	-0.77%	-0.37%	0.19%	0.95%	0.01%	0.35%	0.40%	-0.58%	-0.07%	-2.34%	1.03%	-3.16%	-4.37%
2017	0.09%	1.50%	0.28%	0.64%	0.70%	-0.80%	0.86%	1.26%	0.21%	1.03%	-0.30%	0.10%	5.67%
2016	0.76%	-0.21%	1.04%	0.03%	0.72%	1.65%	1.40%	-0.06%	-0.12%	-1.11%	-1.10%	1.64%	4.69%
2015	1.90%	0.93%	0.92%	-0.52%	-0.44%	-2.33%	1.89%	-3.88%	-1.16%	3.58%	0.46%	-1.41%	-0.29%
2014	1.04%	1.38%	0.50%	1.18%	2.67%	0.71%	0.24%	2.61%	-0.52%	1.80%	1.91%	-0.64%	13.59%
2013												-0.06%	-0.06%

¹⁾ Risk-free rate: Euribor (3m).

Contact details

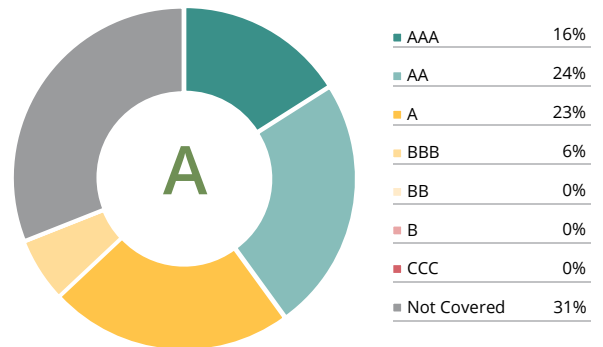
Fund management: Tungsten Capital Management GmbH, Hochstraße 35, 60313 Frankfurt, www.tungsten-funds.com
Sales: Tel.: +49 69 710 426 777, info@tungsten-funds.com

Fund description

The Tungsten PARITON UI strategy aims to achieve a stable absolute return by combining several different asset classes in a multi asset portfolio.

The Tungsten PARITON UI fund considers only those assets that deliver an attractive risk/return ratio. To avoid a one-sided allocation, weights to these assets are assigned using a special risk balancing method. The employment of such risk balancing promises high risk-adjusted returns (Sharpe ratios) as the aggregate portfolio risk is managed very effectively. Due to the low risk nature of certain asset classes the fund may employ leverage in order to achieve a relatively constant level of volatility. The expected return of the strategy is 3%-6% p.a. above Euribor (1m).

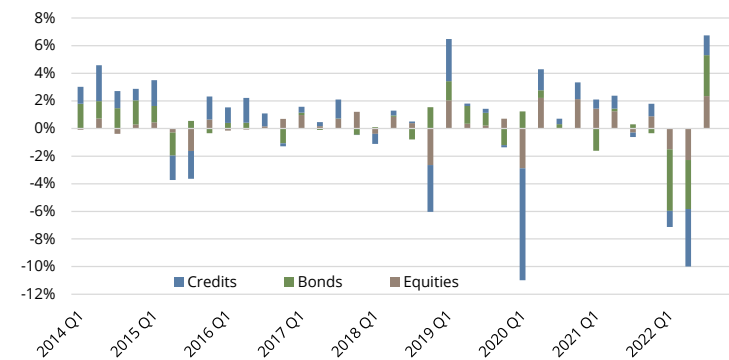
MSCI ESG Rating and Distribution



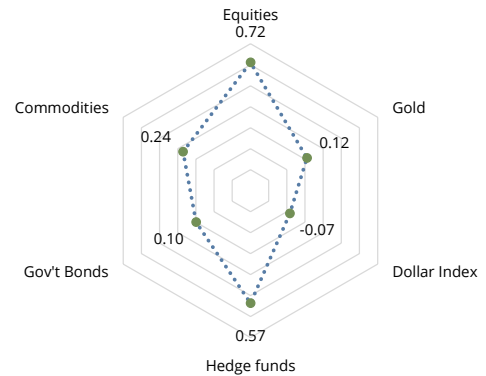
Product classification according to SFDR: Article 8

- Consideration of ESG & sustainability criteria in the investment strategy
- Scope of the taxonomy regulation
- Exclusion criteria are applied

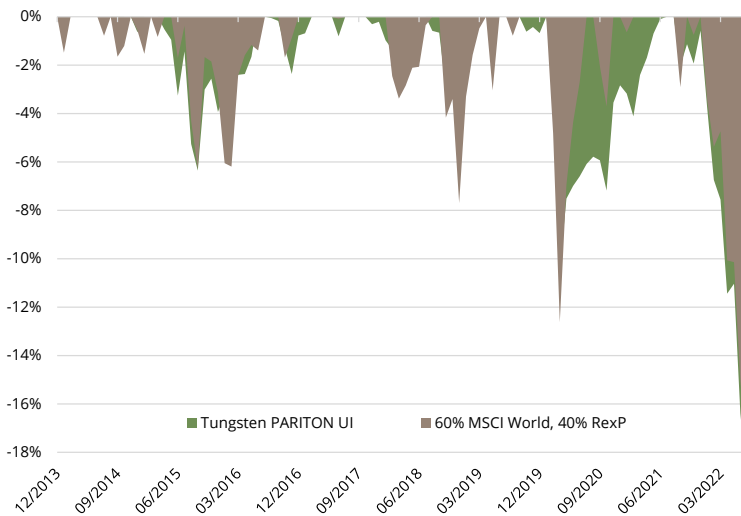
Quarterly performance attribution²⁾



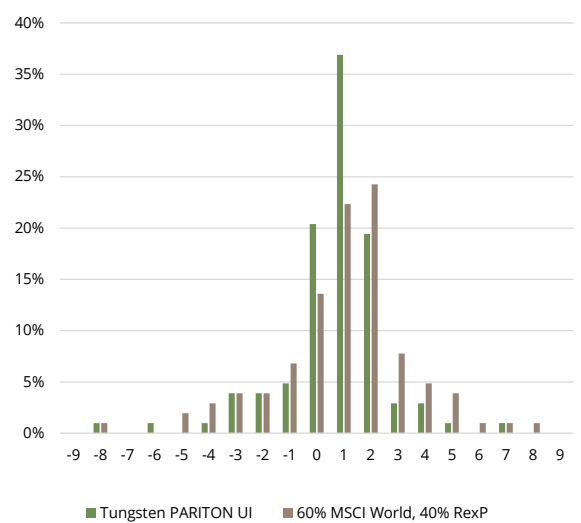
Correlation since 01/2014 (daily data)¹⁾



Drawdown Analysis¹⁾



Frequency distribution of MoM returns¹⁾



Important information - please read carefully:

This document is an advertisement. It is not a financial analysis in accordance with § 34b WpHG, investment advice or solicitation to purchase of financial instruments. This document does not replace any legal, tax or financial advice. The statements made, have not been audited by an outside party, especially an independent accounting firm. You should make an investment decision in each case based on the sales documents (comprehensive or simplified prospectus, current annual and semi-annual report, if necessary), where detailed information on the opportunities and risks of this fund are given. The sales documents can be obtained free of charge from the KVG (Universal Investment GmbH) through www.universal-investment.de and the Tungsten Capital Management GmbH. This document is strictly confidential and may not be reproduced nor redistributed in whole or in part. Past performance is not a reliable indicator of future performance. Future performances are not predictable. Tungsten Capital Management does not assume any liability for the correctness of the data specified herein. Subject to change. Sources: own calculations. 2) The results presented are indications and are intended to convey an approximation of the monthly results of the asset classes. They do not include any fees / expenses, their sum does not correspond to the fund's monthly performance.