

Tungsten PARITON UI

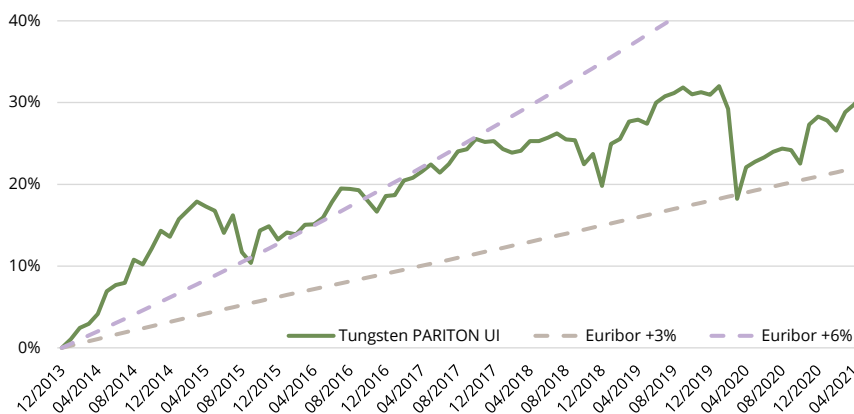
Monthly Comment

CONSENSUS VIEW - Freshly vaccinated households scrambling for flights, cars and other categories experiencing high reopening demand are paying up amid supply shortages. This textbook supply-demand dynamic is consistent with a “transitory” lift to inflation, even if it persists for several quarters or longer. While central bankers all over keep reiterating the transitory view, inflation has become consensus view among investors. Most of these investors also believe in growth, so real assets – or say assets which the government cannot print, are favored by them. The Shiller P/E ratio meanwhile trades close to levels from 2000 and until we get a better clarity on inflation and growth a contrarian might expect a choppy sideways market at best for summer. PARITON had a good month in May and gained another percent.

Fund details

Subscription / redemption price	130.04
Fund domicile / currency	DE / EUR
ISIN / WKN	DE000A1W8952 / A1W895
Bloomberg	UITUNGS
Total assets	EUR 114 mn.
Dividend policy	distributing
Management fee	0.50%
Administrator fee	0.17%
Performance fee	10%, HWM, Euribor (1m)

Historical return



Historical statistics

Accumulated return	31.02%
Return p.a.	3.69%
Volatility	5.72%
Sharpe Ratio ¹⁾	0.69
Best month	4.27%
Worst month	-8.51%
Monthly average return	0.31%
% positive months	66%
Average gain	1.10%
Average loss	-1.18%
Max. drawdown (monthly)	-10.43%
Current drawdown (monthly)	-0.69%

Monthly performance in % (net of fees)

	Jan	Feb	Mar	Apr	May	Jun	Jul	Aug	Sep	Oct	Nov	Dec	YTD
2021	-0.35%	-0.97%	1.78%	0.74%	1.02%								2.21%
2020	0.81%	-2.10%	-8.51%	3.26%	0.57%	0.43%	0.54%	0.33%	-0.16%	-1.33%	3.92%	0.74%	-2.05%
2019	4.27%	0.49%	1.69%	0.18%	-0.39%	2.02%	0.61%	0.30%	0.51%	-0.62%	0.19%	-0.25%	9.29%
2018	-0.77%	-0.37%	0.19%	0.95%	0.01%	0.35%	0.40%	-0.58%	-0.07%	-2.34%	1.03%	-3.16%	-4.37%
2017	0.09%	1.50%	0.28%	0.64%	0.70%	-0.80%	0.86%	1.26%	0.21%	1.03%	-0.30%	0.10%	5.67%
2016	0.76%	-0.21%	1.04%	0.03%	0.72%	1.65%	1.40%	-0.06%	-0.12%	-1.11%	-1.10%	1.64%	4.69%
2015	1.90%	0.93%	0.92%	-0.52%	-0.44%	-2.33%	1.89%	-3.88%	-1.16%	3.58%	0.46%	-1.41%	-0.29%
2014	1.04%	1.38%	0.50%	1.18%	2.67%	0.71%	0.24%	2.61%	-0.52%	1.80%	1.91%	-0.64%	13.59%
2013												-0.06%	-0.06%

1) Risk-free rate: Euribor (3m).



Contact details

Fund management: Tungsten Capital Management GmbH, Hochstraße 35, 60313 Frankfurt, www.tungsten-funds.com

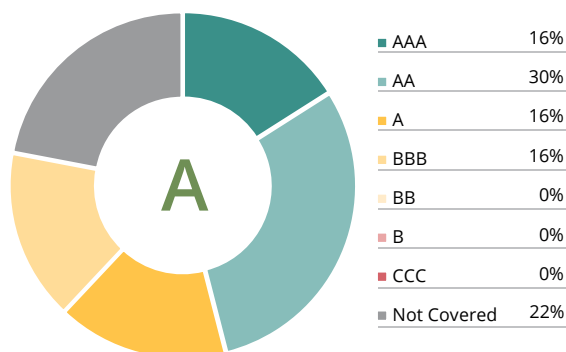
Sales: Tel.: +49 69 710 426 777, info@tungsten-funds.com

Fund description

The Tungsten PARITON UI strategy aims to achieve a stable absolute return by combining several different asset classes in a multi asset portfolio.

The Tungsten PARITON UI fund considers only those assets that deliver an attractive risk/return ratio. To avoid a one-sided allocation, weights to these assets are assigned using a special risk balancing method. The employment of such risk balancing promises high risk-adjusted returns (Sharpe ratios) as the aggregate portfolio risk is managed very effectively. Due to the low risk nature of certain asset classes the fund may employ leverage in order to achieve a relatively constant level of volatility. The expected return of the strategy is 3%-6% p.a. above Euribor (1m).

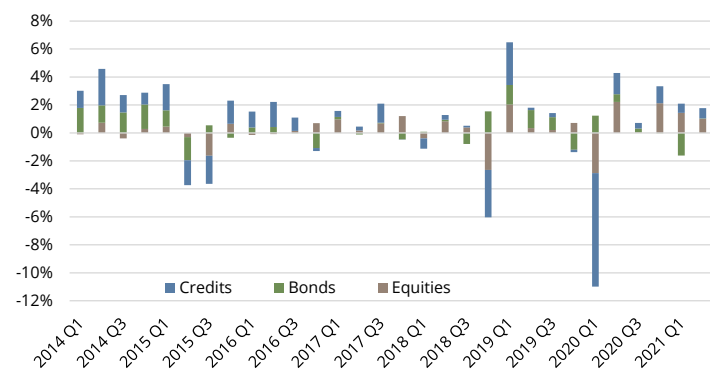
ESG rating distribution



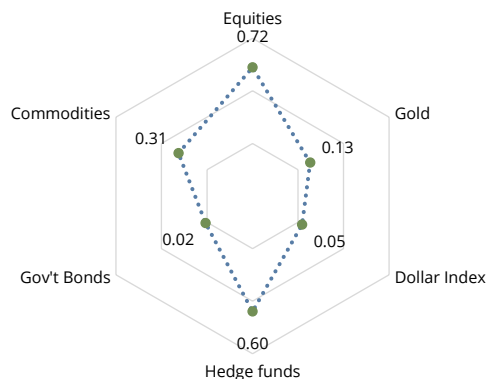
Product classification according to SFDR: Article 8

- Consideration of ESG & sustainability criteria in the investment strategy
- Scope of the taxonomy regulation
- Exclusion criteria are applied

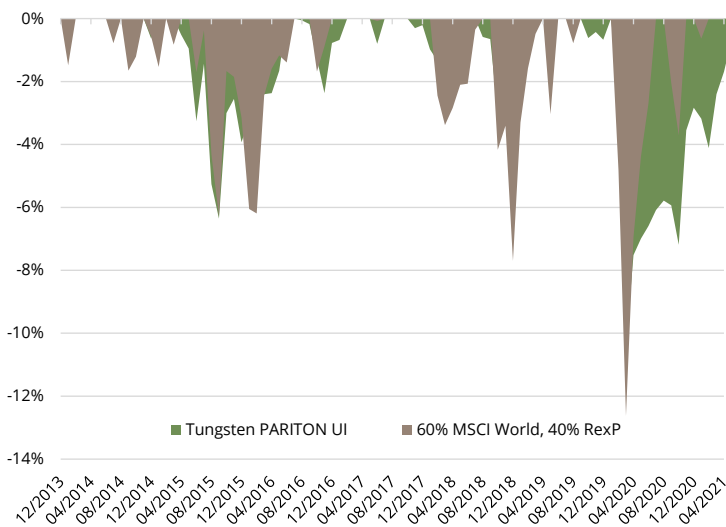
Quarterly performance attribution²⁾



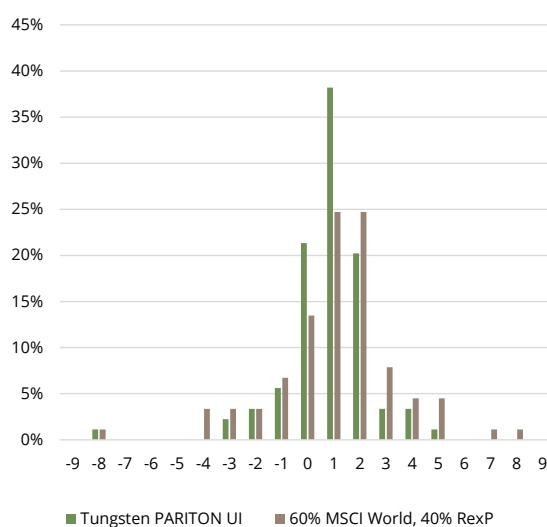
Correlation since 01/2014 (daily data)



Drawdown Analysis¹⁾



Frequency distribution of MoM returns¹⁾



Important information – please read carefully:

This document is an advertisement. It is not a financial analysis in accordance with § 34b WpHG, investment advice or solicitation to purchase of financial instruments. This document does not replace any legal, tax or financial advice. The statements made, have not been audited by an outside party, especially an independent accounting firm. You should make an investment decision in each case based on the sales documents (comprehensive or simplified prospectus, current annual and semi-annual report, if necessary), where detailed information on the opportunities and risks of this fund are given. The sales documents can be obtained free of charge from the KVG (Universal Investment GmbH) through www.universal-investment.de and the Tungsten Capital Management GmbH. This document is strictly confidential and may not be reproduced nor redistributed in whole or in part. Past performance is not a reliable indicator of future performance. Future performances are not predictable. Tungsten Capital Management does not assume any liability for the correctness of the data specified herein. Subject to change. Sources: own calculations. 2) The results presented are indications and are intended to convey an approximation of the monthly results of the asset classes. They do not include any fees / expenses, their sum does not correspond to the fund's monthly performance.