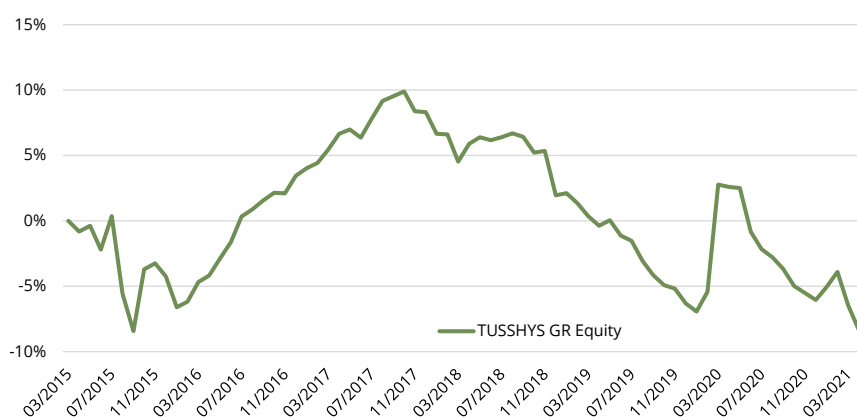


Tungsten ZENTURIO UI

Monthly Comment

3-4-5% - The sequence of monthly returns of the S&P500 seems to resemble a simple formula since February. Onward, Onward and Onward. Ironically, the performance of US stocks after Joe Biden has been in office for 100 days is far better than the one his predecessor. But the latter celebrated himself more for it. The VIX, our synonym for hedging costs, fell again. In mid-April it hit a new low for this year of 16. In 2017, the same level was the high. Not a good environment for a strategy that hunts for crisis alpha. The ZENTURIO fund lost about 2% in April. Nevertheless, we maintain the extent of the current convexity. A lot of "good news" is priced in and we can in good conscience expect a "stairs up, elevator down" market, which should suit our strategy.

Historical return



Fund details

Subscription / redemption price	91.27
Fund domicile / currency	DE / EUR
ISIN / WKN	DE000A12BTA8 / A12BTA
Bloomberg	TUSSHYS
Total assets	EUR 7 mn.
Dividend policy	distributing
Management fee	0.50%
Administrator fee	0.21%
Performance fee	10%, HWM, Euribor (1m)

Historical statistics

Accumulated return	-8.38%
Return p.a.	-1.43%
Volatility	6.33%
Sharpe Ratio ¹⁾	-0.17
Best month	8.66%
Worst month	-5.90%
Monthly average return	-0.10%
% positive months	47%
Average gain	1.21%
Average loss	-1.25%
Max. drawdown (monthly)	-16.62%
Current drawdown (monthly)	-16.62%

Monthly performance in % (net of fees)

	Jan	Feb	Mar	Apr	May	Jun	Jul	Aug	Sep	Oct	Nov	Dec	YTD
2021	1.05%	1.24%	-2.66%	-2.05%									-2.47%
2020	-0.65%	1.62%	8.66%	-0.18%	-0.07%	-3.27%	-1.34%	-0.65%	-0.90%	-1.37%	-0.56%	-0.57%	0.28%
2019	0.17%	-0.76%	-0.98%	-0.72%	0.41%	-1.17%	-0.41%	-1.54%	-1.13%	-0.81%	-0.27%	-1.21%	-8.11%
2018	-1.54%	-0.05%	-1.95%	1.31%	0.47%	-0.21%	0.21%	0.28%	-0.24%	-1.15%	0.12%	-3.22%	-5.88%
2017	0.56%	0.39%	0.96%	1.16%	0.30%	-0.57%	1.34%	1.28%	0.32%	0.34%	-1.38%	-0.06%	4.71%
2016	-2.46%	0.46%	1.61%	0.50%	1.38%	1.27%	1.99%	0.56%	0.66%	0.58%	-0.05%	1.31%	8.04%
2015				-0.82%	0.44%	-1.82%	2.62%	-5.90%	-3.05%	5.17%	0.47%	-1.03%	-4.25%

1) Risk-free rate: Euribor (3m)

Contact details

Fund management: Tungsten Capital Management GmbH, Hochstraße 35, 60313 Frankfurt, www.tungsten-funds.com

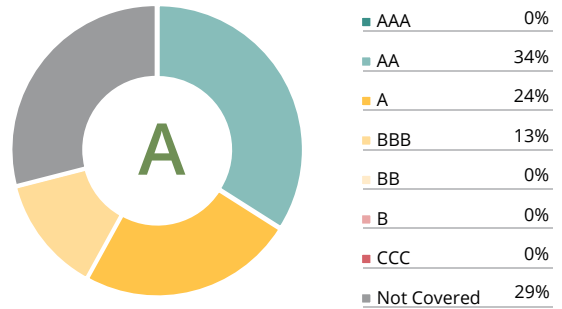
Sales: Tel.: +49 69 710 426 777, info@tungsten-funds.com

Fund description

Tungsten ZENTURIO UI is a global convexity fund designed with the aim of providing a return stream with diversification and low correlation to broad based markets. Over the long run the return objective is Euribor plus 3 to 5% across the full business cycle.

The approach of the Tungsten ZENTURIO UI is based on the view, that there are inefficiencies in the pricing of implied vs. historical volatility. The Fund deploys a combination of multi-leg option positions with the capability to profit from volatility regime changes in both, high and low volatility environments. ZENTURIO utilizes exchange traded securities on equity and bond indices and single stocks, with an emphasis on an asymmetric risk reward profile, with liquidity and defined risk.

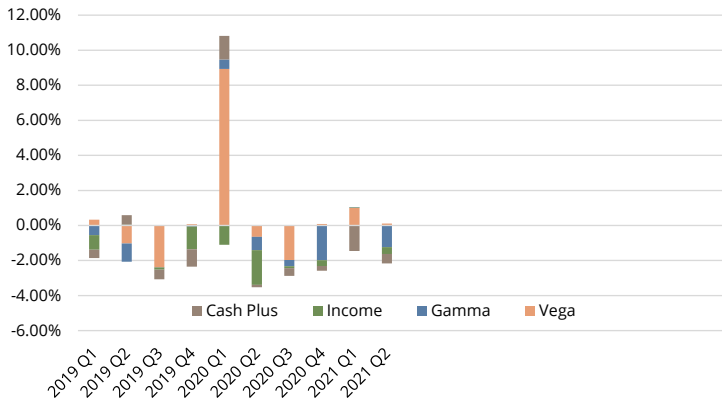
ESG rating distribution



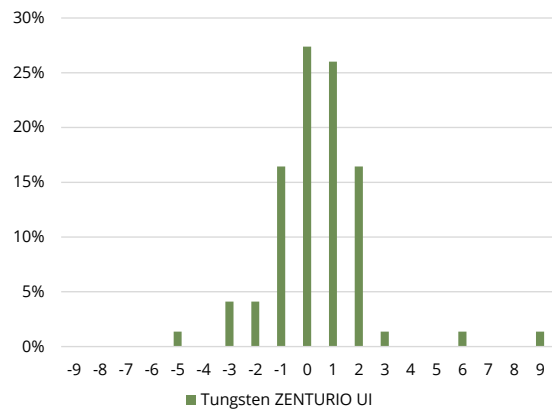
Product classification according to SFDR: Article 8

- Consideration of ESG & sustainability criteria in the investment strategy
- Scope of the taxonomy regulation
- Exclusion criteria are applied

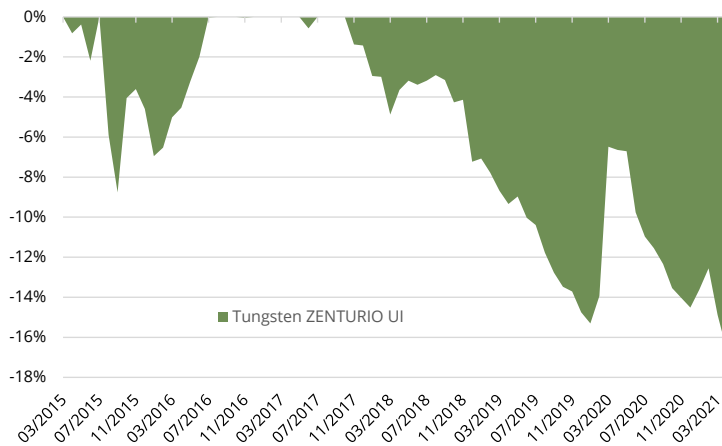
Quarterly performance attribution



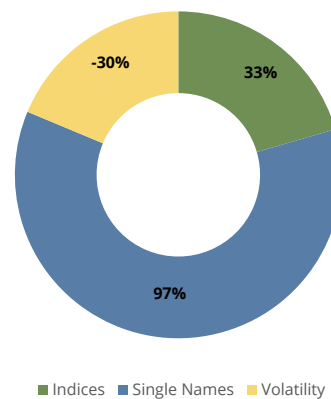
Frequency distribution of MoM returns



Drawdown analysis



Portfolio Weights of Derivative Positions (market value)



Important information - please read carefully:

This document is an advertisement. It is not a financial analysis in accordance with § 34b WpHG, investment advice or solicitation to purchase of financial instruments. This document does not replace any legal, tax or financial advice. The statements made, have not been audited by an outside party, especially an independent accounting firm. You should make an investment decision in each case based on the sales documents (comprehensive or simplified prospectus, current annual and semi-annual report, if necessary), where detailed information on the opportunities and risks of this fund are given. The sales documents can be obtained free of charge from the KVG (Universal Investment GmbH) through www.universal-invest.de and the Tungsten Capital Management GmbH. This document is strictly confidential and may not be reproduced nor redistributed in whole or in part. Past performance is not a reliable indicator of future performance. Future performances are not predictable. Tungsten Capital Management does not assume any liability for the correctness of the data specified herein. Subject to change. Sources: Bloomberg, own calculations.