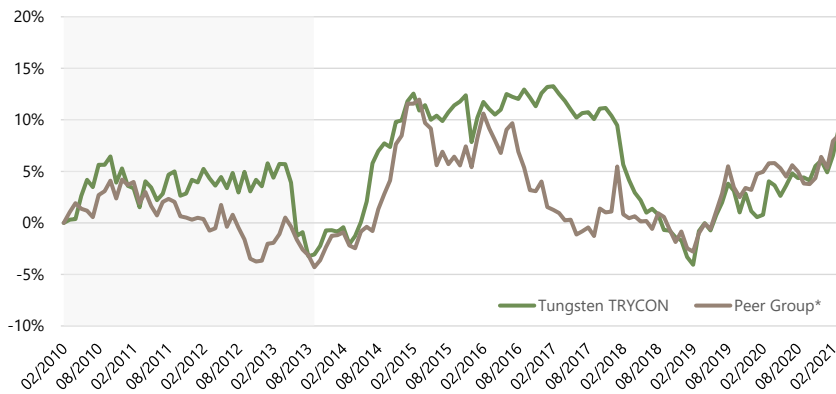


Tungsten TRYCON AI Global Markets

Monthly Comment

The strategy was able to profit from the rise in global equity markets in March. The best results were achieved in the S&P 500 and the Dutch AEX Index. Most notably, in the Hang Seng Index and the Indian Nifty 50, the trend-independent models were able to profit on both the long and short side. The positive contribution from trading in government bonds is also mainly explained by an alternation between long and short positions, especially in British and US bonds. In contrast, the portfolio suffered losses in German and Italian government bonds. In currencies, short positions in the JPY and EUR in particular were profitable, outweighing a loss from trades in the Indian rupee. The strategy was able to successfully anticipate the noticeable decline in equity market volatility in March.

Historical return¹⁾



Monthly performance in % (net of fees)¹⁾

	Jan	Feb	Mar	Apr	May	Jun	Jul	Aug	Sep	Oct	Nov	Dec	YTD
2021	-1,07%	1,55%	2,45%										2,93%
2020	-0,56%	0,23%	3,21%	-0,38%	-0,98%	1,00%	1,13%	-0,45%	0,07%	-0,29%	1,34%	0,52%	4,86%
2019	-1,64%	-0,78%	3,41%	0,77%	-0,71%	1,51%	1,19%	1,80%	-0,65%	-2,05%	1,83%	-1,67%	2,87%
2018	-0,85%	-3,47%	-1,44%	-1,18%	-0,70%	-1,18%	0,37%	-0,55%	-1,48%	-0,06%	-0,66%	-0,28%	-10,95%
2017	0,54%	0,05%	-0,67%	-0,59%	-0,74%	-0,71%	0,39%	0,09%	-0,60%	0,92%	0,05%	-0,67%	-1,94%
2016	2,20%	1,38%	-0,62%	-0,49%	0,44%	1,37%	-0,24%	-0,20%	0,83%	-0,69%	-0,76%	1,15%	4,40%
2015	1,70%	0,66%	-1,45%	0,47%	-1,28%	0,36%	-0,46%	0,77%	0,60%	0,34%	0,54%	-4,04%	-1,91%
2014	-0,15%	0,45%	-1,66%	0,82%	1,36%	1,99%	3,63%	1,12%	0,70%	-0,32%	2,28%	0,12%	2,78%
2013 ²⁾									0,18%	0,84%	1,53%	0,03%	2,60%

1) Until 08/2013 the fund predominantly followed a trend following strategy. Since 09/2013, quantitative models dominate the strategy. The historical statistics are based on the track record since 09/2013. 2) The YTD performance for 2013 relates to the period from Sep. to Dec. for the current strategy mix. 3) Risk-free rate: Euribor (3m). * "Peer Group": 33% SG CTA Trend Index / 67% SG Short Term Traders Index, volatility-adjusted to equal the fund's volatility. ** Cash = bank (term) deposits and short-term government bonds.



Contact details

Fund management: Tungsten Capital Management GmbH, Hochstraße 35, 60313 Frankfurt, www.tungsten-funds.com
 Sales: Tel.: +49 69 710 426 777, info@tungsten-funds.com

Fund details

Subscription / redemption price	109,40
Fund domicile / currency	LU / EUR
ISIN / WKN	LU0451958135 / HAFX28
Bloomberg	TRYBIHB LX Equity
Total assets	EUR 71 mn.
Dividend policy	distributing
Management fee	1,90%
Administrator fee	0,20%
Performance fee	20%, HWM

Historical statistics since 09/2013¹⁾

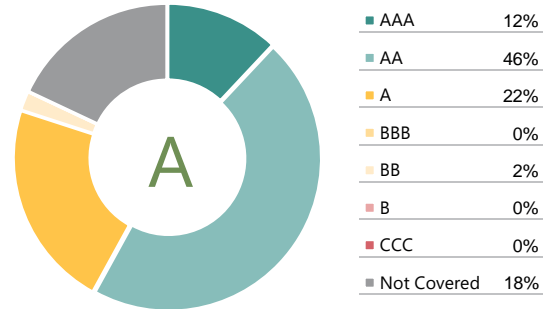
Accumulated return	12,80%
Return p.a.	1,60%
Volatility	4,94%
Sharpe Ratio ³⁾	0,37
Best month	3,63%
Worst month	-4,04%
Monthly average return	0,14%
% positive months	54%
Average gain	1,07%
Average loss	-0,94%
Max. drawdown (monthly)	-15,29%
Current drawdown (monthly)	-3,62%

Fund description

The fund's objective is to provide absolute returns with a moderate risk profile and low correlation to equity markets and other investments. The underlying trading models are based on Artificial Intelligence.

The Tungsten TRYCON AI Global Markets pursues a systematic multi-asset long/short strategy. Since September 2013, it uses quantitative models based on Artificial Intelligence to identify trading opportunities in the financial markets. Periodic re-learning leads to regular updates of the models. The investment universe comprises some 60 global equity, bond, interest rate and currency markets. In these markets, the fund can take both long and short positions using regulated, liquid and exchange-traded financial instruments. The portfolio is dynamically adjusted to changing market conditions in accordance with a strict risk management. The strategy is characterized by low correlation with traditional investments.

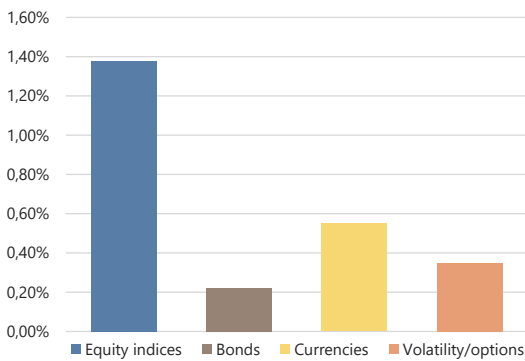
ESG rating distribution



Intended product classification according to SFDR: Article 8

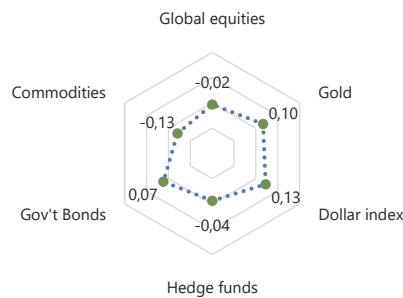
- Consideration of ESG & sustainability criteria in the investment strategy
- Scope of the taxonomy regulation
- Exclusion criteria are applied

Performance attribution by sector



The sector performance attribution is intended to be indicative and to give an estimate of winning and losing components of the derivative positions in the fund. The results do not include fees/expenses or contributions from the cash/bond portfolio and do not add up to the aggregate fund performance.

Correlation since 09/2013 (monthly data)



Key markets

Top 3 markets

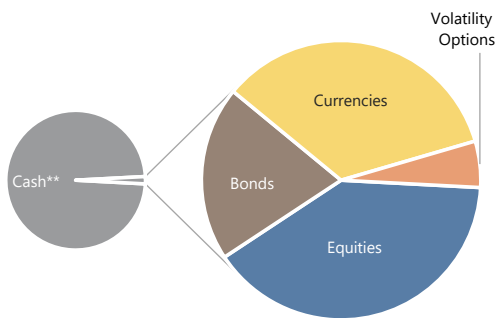
- 1) JPY / USD
- 2) volatility USA
- 3) EUR / USD

Bottom 3 markets

- 1) 10yr bonds Germany
- 2) 10yr bonds Italy
- 3) INR / USD

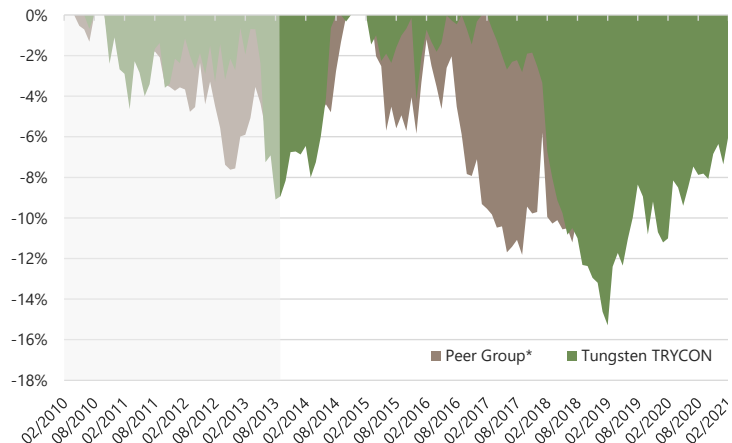
(Key futures markets by contribution to performance)

Risk allocation by sector per month end



Risk allocation is based on a proprietary measure. The information is intended to give an indication of the portfolio's allocation. A large level of cash and short-term bonds is inherent to the strategy, the average margin allocation is 5%.

Drawdown analysis¹⁾



Important information – please read carefully:

This document is an advertisement. It is not a financial analysis in accordance with § 34b WpHG, investment advice or solicitation to purchase financial instruments. This document does not replace any legal, tax or financial advice. The statements made have not been audited by an outside party, especially an independent accounting firm. You should make an investment decision only based on the sales documents (comprehensive or simplified prospectus, current annual and semi-annual report), where detailed information on the opportunities and risks of this fund are given. The sales documents can be obtained free of charge from the administrator (Hauck & Aufhaeuser Investment Gesellschaft S.A., 1c, rue Gabriel Lippmann, L-5365 Munsbach, Luxembourg) and the Tungsten Capital Management GmbH. This document is strictly confidential and may not be reproduced nor redistributed in whole or in part. Past performance is not a reliable indicator of future performance. Future performance is not predictable. Tungsten Capital Management does not assume any liability for the correctness of the data specified herein. All information is subject to change.

Data: Equity = global index (gross; local currencies); Government Bonds = Bloomberg Government Bond Index (local); Commodities = Bloomberg Commodity Index; Gold in USD; Hedge Funds = HFRX Global Hedge Fund Index; own calculations. Calculations are based on monthly data if not indicated otherwise. Rankings are for the Share Class C as of February 2021, Sources: Bloomberg, own calculations. Information for Swiss investors: The fund's domicile is Luxembourg. The fund is registered for distribution to Qualified Investors in Switzerland. The fund's representative in Switzerland is 1741 Fund Solutions AG, Bahnhofstraße 8, 9001 St. Gallen. Paying agent for Switzerland is Notenstein La Roche Privatbank AG, Bohl 17, 9004 St. Gallen. The fund's prospectus, the Key Investor Information Document (KIID) as well as the annual and semi-annual report can be obtained free of charge from the representative in Switzerland (telephone: +41 58 458 48 00). For shares distributed to Switzerland and from Switzerland, the place of execution and the place of jurisdiction shall be at the domicile of the representative.