

Tungsten TRYCON Basic Invest HAIG

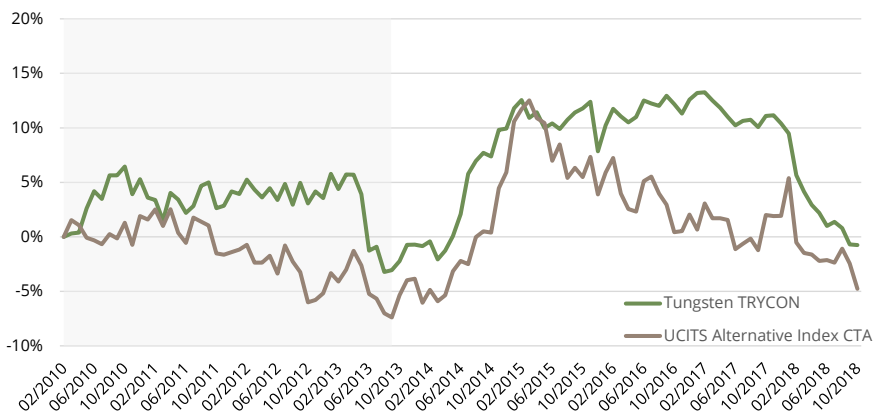
The fund's objective is to provide absolute returns with a moderate risk-return profile and low correlation to equity markets and other investments.

Tungsten TRYCON Basic Invest HAIG is a purely systematic, UCITS-compliant CTA fund with daily liquidity. The fund seeks to achieve its objective predominantly through the implementation of the proprietary QuantMatrix models. The strategy trades some 50 global equity, bond, interest rate and currency markets, using regulated, liquid and exchange traded financial instruments. Both long and short positions can be held seeking to profit from identified trading opportunities. The strategy and its strict risk management are based on a clearly defined set of rules, adjusting the portfolio dynamically to changing market conditions.

Fund details

Subscription / redemption price	99.47
Fund domicile / currency	LU / EUR
ISIN / WKN	LU0451958135 / HAFX28
Bloomberg	TRYBIHB
Total assets	EUR 88 mn.
Dividend policy	distributing
Management fee	1.90%
Administrator fee	0.20%
Performance fee	20%, HWM

Historical return¹⁾



Historical statistics since 09/2013¹⁾

Accumulated return	2.56%
Return p.a.	0.49%
Volatility	4.88%
Sharpe Ratio ⁴⁾	0.12
Best month	3.63%
Worst month	-4.04%
Monthly average return	0.26%
% positive months	63%
Average gain	0.91%
Average loss	-0.86%
Max. drawdown (monthly)	-12.37%
Current drawdown (monthly)	-12.37%

Monthly performance in % (net of fees)¹⁾

	Jan	Feb	Mar	Apr	May	Jun	Jul	Aug	Sep	Oct	Nov	Dec	YTD
2018	-0.85%	-3.47%	-1.44%	-1.18%	-0.70%	-1.18%	0.37%	-0.55%	-1.48%	-0.06%			-10.10%
2017	0.54%	0.05%	-0.67%	-0.59%	-0.74%	-0.71%	0.39%	0.09%	-0.60%	0.92%	0.05%	-0.67%	-1.94%
2016	2.20%	1.38%	-0.62%	-0.49%	0.44%	1.37%	-0.24%	-0.20%	0.83%	-0.69%	-0.76%	1.15%	4.40%
2015	1.70%	0.66%	-1.45%	0.47%	-1.28%	0.36%	-0.46%	0.77%	0.60%	0.34%	0.54%	-4.04%	-1.91%
2014	-0.15%	0.45%	-1.66%	0.82%	1.36%	1.99%	3.63%	1.12%	0.70%	-0.32%	2.28%	0.12%	10.72%
2013	2.14%	-1.32%	1.28%	-0.01%	-1.70%	-4.98%	0.36%	-2.34%	0.18%	0.84%	1.53%	0.03%	2.60%
2012	-0.23%	1.26%	-0.87%	-0.68%	0.82%	-1.04%	1.43%	-1.82%	1.95%	-1.80%	1.07%	-0.58%	-0.58%
2011	-1.59%	-0.22%	-1.80%	2.48%	-0.59%	-1.19%	0.62%	1.79%	0.31%	-2.24%	0.21%	1.28%	-1.05%
2010		0.22%	0.32%	0.06%	2.23%	1.53%	-0.68%	2.09%	0.01%	0.76%	-2.40%	1.33%	5.51%

1) Until 08/2013 the fund predominantly followed a trend following strategy. Since 09/2013, quantitative models dominate the strategy. The historical statistics are based on the track record since 09/2013. 2) The YTD performance for 2013 relates to the period from Sep. to Dec. for the current strategy mix. 3) Cash = bank (term) deposits and short-term government bonds. 4) Risk-free rate: Euribor (3m).



CTA – Short Term Trader
Best Performing Fund over 2, 4, 5 and 7 Year Periods
Tungsten TRYCON Basic Invest HAIG
(Tungsten Capital)

Contact details

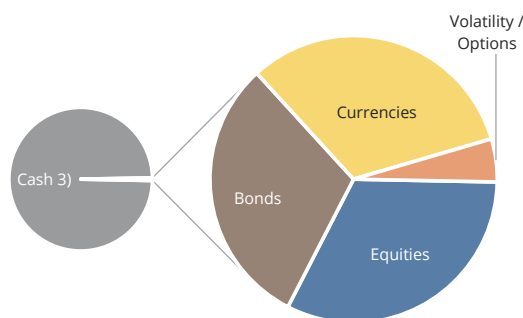
Fund management: Tungsten Capital Management GmbH, Hochstraße 35, 60313 Frankfurt, www.tungsten-funds.com

Sales: Tel.: +49 69 710 426 777, info@tungsten-funds.com

Monthly comment

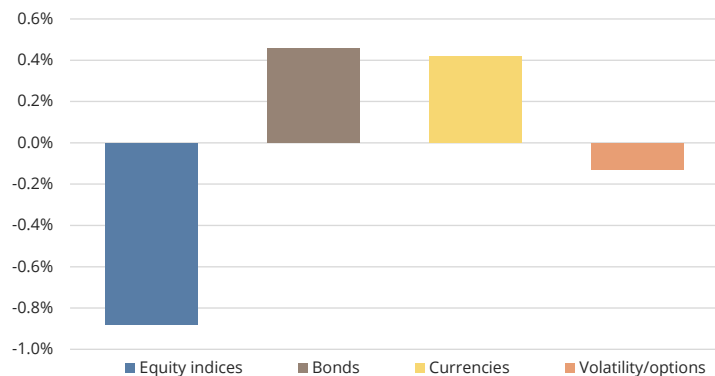
While the strategy could identify hardly any profitable opportunities in the equity markets in the first half of the month, subsequent gains from short positions in the Hang Seng and EuroStoxx50 could at least offset some of the losses previously suffered from long positions particularly in the Nikkei and in the CAC-40. In the bond markets, the strategy was profitable in US bonds (30, 10 and 5 years) and the Bund future, taking advantage of periods of both rising and falling prices. Moderate losses in the sector were incurred only in Italian bonds. In the second half of the reporting month, profits were achieved in most traded currency pairs, particularly as both the Euro and the British pound depreciated against the US dollar. Noticeable losses in currencies were recorded only in JPY/USD.

Risk allocation by sector per month end



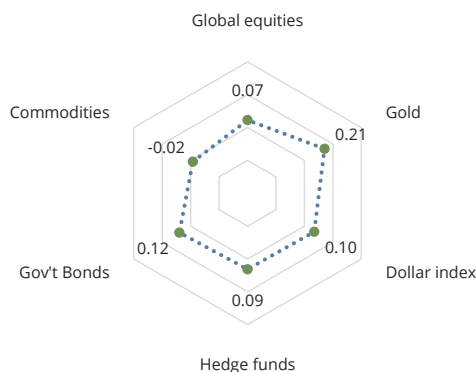
Risk allocation is based on a proprietary measure. The information is intended to give an indication of the portfolio's allocation. A large cash level is inherent to the strategy, average margin allocation is 5%-10%.

Performance attribution by sector

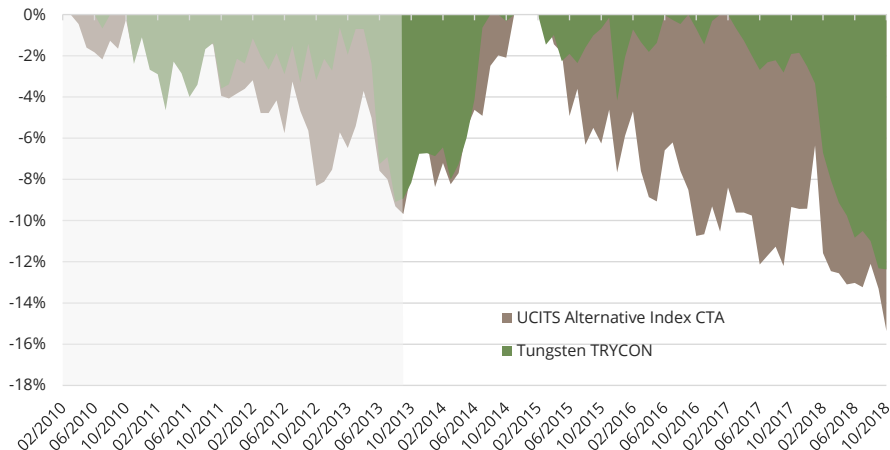


The sector performance attribution is intended to be indicative and to give an estimate of winning and losing components of the derivative positions in the fund. The results do not include fees/expenses or contributions from the cash/bond portfolio and do not add up to the aggregate fund performance.

Correlation since 09/2013 (monthly data)



Drawdown analysis¹⁾



Key markets

Top 3 markets

- 1) 30yr bonds USA
- 2) EUR / USD
- 3) GBP / USD

Bottom 3 markets

- 1) equities Japan
- 2) equities France
- 3) equities Netherlands

(Key futures markets by contribution to performance)

Important information - please read carefully:

This document is an advertisement. It is not a financial analysis in accordance with § 34b WpHG, investment advice or solicitation to purchase financial instruments. This document does not replace any legal, tax or financial advice. The statements made have not been audited by an outside party, especially an independent accounting firm. You should make an investment decision only based on the sales documents (comprehensive or simplified prospectus, current annual and semi-annual report), where detailed information on the opportunities and risks of this fund are given. The sales documents can be obtained free of charge from the administrator (Hauck & Aufhaeuser Investment Gesellschaft S.A., 1c, rue Gabriel Lippmann, L-5365 Munsbach, Luxembourg) and the Tungsten Capital Management GmbH. This document is strictly confidential and may not be reproduced nor redistributed in whole or in part. Past performance is not a reliable indicator of future performance. Future performance is not predictable. Tungsten Capital Management does not assume any liability for the correctness of the data specified herein. All information is subject to change.

Data: Equity = global index (gross; local currencies); Government Bonds = Bloomberg Government Bond Index (local); Commodities = Bloomberg Commodity Index; Gold in USD; Hedge Funds = HFRX Global Hedge Fund Index; own calculations. Calculations are based on monthly data if not indicated otherwise. Rankings are for the Share Class C as of May 2018. Sources: Bloomberg, own calculations. Information for Swiss investors: The fund's domicile is Luxembourg. The fund is registered for distribution to Qualified Investors in Switzerland. The fund's representative in Switzerland is 1741 Fund Solutions AG, Bahnhofstraße 8, 9001 St. Gallen. Paying agent for Switzerland is Notenstein La Roche Privatbank AG, Bohl 17, 9004 St. Gallen. The fund's prospectus, the Key Investor Information Document (KIID) as well as the annual and semi-annual report can be obtained free of charge from the representative in Switzerland (telephone: +41 58 458 48 00). For shares distributed to Switzerland and from Switzerland, the place of execution and the place of jurisdiction shall be at the domicile of the representative.