

Tungsten PARITON UI

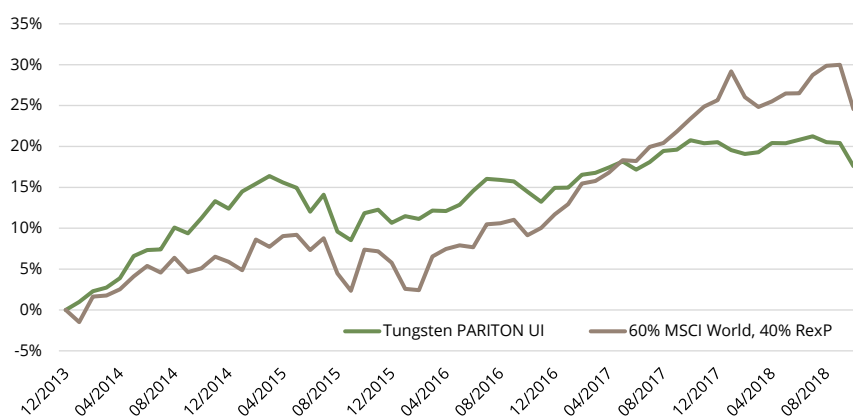
The Tungsten PARITON UI strategy aims to achieve a stable absolute return by combining several different asset classes in a multi asset portfolio.

The Tungsten PARITON UI fund considers only those assets that deliver an attractive risk/return ratio. To avoid a one-sided allocation, weights to these assets are assigned using a special risk balancing method. The employment of such risk balancing promises high risk-adjusted returns (Sharpe ratios) as the aggregate portfolio risk is managed very effectively. Due to the low risk nature of certain asset classes the fund may employ leverage in order to achieve a relatively constant level of volatility. The expected return of the strategy is 3%-6% p.a. above Euribor (1m).

Fund details

Subscription / redemption price	109.99
Fund domicile / currency	DE / EUR
ISIN / WKN	DE000A1W8945 / A1W894
Bloomberg	UITUNGI
Total assets	EUR 81 mn.
Dividend policy	distributing
Management fee	0.70%
Administrator fee	0.19%
Performance fee	15%, HWM, Euribor (1m)

Historical return¹⁾



Historical statistics¹⁾

Accumulated return	17.75%
Return p.a.	3.41%
Volatility	4.64%
Sharpe Ratio ²⁾	0.77
Best month	3.05%
Worst month	-3.95%
Monthly average return	0.28%
% positive months	61%
Average gain	1.01%
Average loss	-0.86%
Max. drawdown (monthly)	-6.75%
Current drawdown (monthly)	-3.01%

Monthly performance in % (net of fees)¹⁾

	Jan	Feb	Mar	Apr	May	Jun	Jul	Aug	Sep	Oct	Nov	Dec	YTD
2018	-0.79%	-0.39%	0.17%	0.94%	-0.02%	0.34%	0.36%	-0.58%	-0.09%	-2.35%			-2.42%
2017	0.04%	1.37%	0.21%	0.55%	0.62%	-0.83%	0.78%	1.15%	0.13%	0.97%	-0.31%	0.11%	4.86%
2016	0.73%	-0.31%	0.94%	-0.05%	0.66%	1.52%	1.29%	-0.12%	-0.16%	-1.09%	-1.06%	1.49%	3.85%
2015	1.86%	0.83%	0.81%	-0.67%	-0.58%	-2.52%	1.84%	-3.95%	-0.97%	3.05%	0.38%	-1.43%	-1.55%
2014	0.97%	1.31%	0.44%	1.11%	2.60%	0.70%	0.08%	2.48%	-0.65%	1.70%	1.88%	-0.81%	12.40%
2013												-0.06%	-0.06%

1) The inception date of the institutional share class is 02 June 2014. The performance from 18 December 2013 until 02 June 2014 is the performance of the seeder share class adjusting the fee structure to reflect the differing costs of the institutional share class versus the seeder share class. The performance since 02 June 2014 is the live performance of the institutional share class. 2) Risk-free rate: Euribor (3m).



Contact details

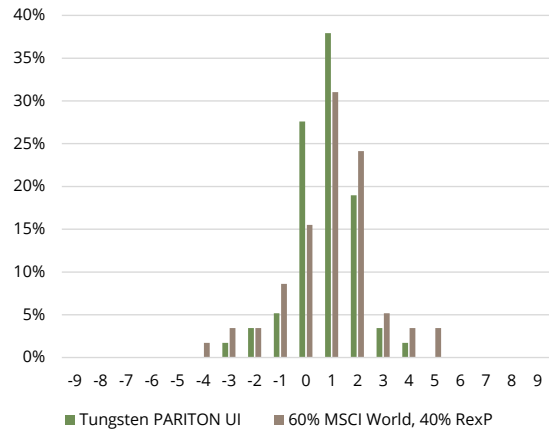
Fund management: Tungsten Capital Management GmbH, Hochstraße 35, 60313 Frankfurt, www.tungsten-funds.com

Sales: Tel.: +49 69 710 426 777, info@tungsten-funds.com

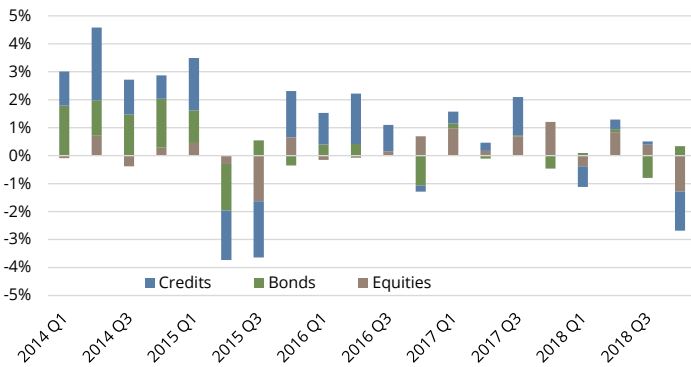
Monthly comment

“Shocktober” in the stock markets. The S&P500 lost almost 7%, the Nasdaq even more than 8%, the most since November 2008. Falling prices also on the credit markets, which continued their negative trend of the year. One of the few positive markets since the beginning of the year - US high yields - lost also as much as 2%. Unlike in other equity market corrections (eg. February 2016), the October sell off did not result in significantly lower US Treasury yields. Thus, there were hardly any opportunities at the multi-asset level to achieve positive diversification effects. Only 10-year Bunds gained about 1%, a drop in the bucket. Despite historically high equity quotas, PARITON remained reasonably stable due to some hedging. Nevertheless, with a minus of 2.35%, we notice the second worst month since the fund was launched.

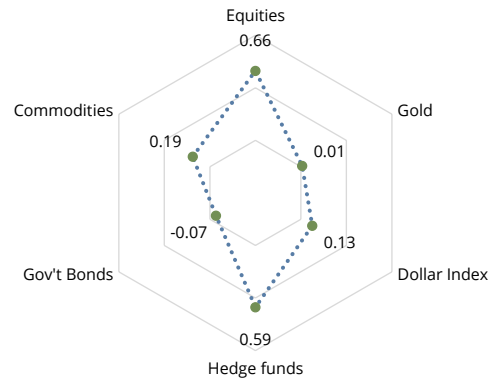
Frequency distribution of MoM returns¹⁾



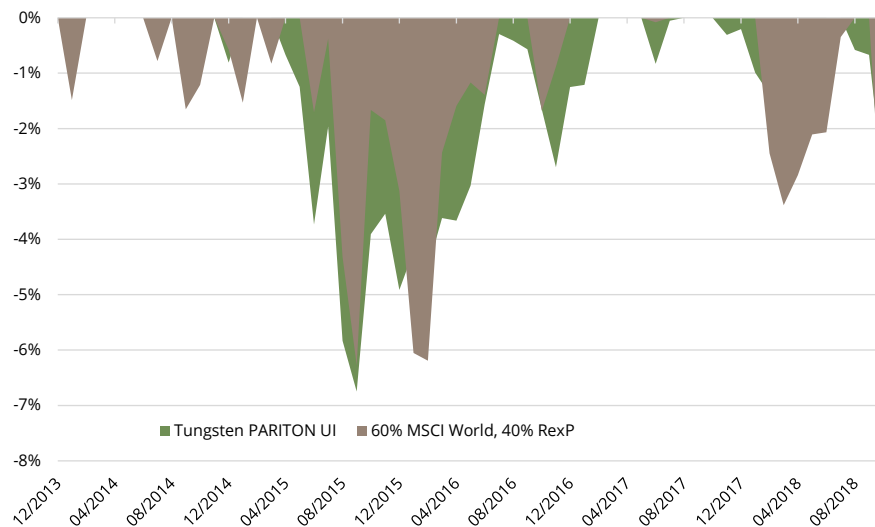
Quarterly performance attribution³⁾



Correlation since 01/2014 (daily data)¹⁾



Drawdown analysis¹⁾



Maximum Drawdown	-6.75%
Beginning	April 15
End	February 17
Recovered after # months	22
2. Drawdown	-3.01%
Beginning	August 18
End	
Recovered after # months	
3. Drawdown	-1.38%
Beginning	November 17
End	June 18
Recovered after # months	7

Important information – please read carefully:

This document is an advertisement. It is not a financial analysis in accordance with § 34b WpHG, investment advice or solicitation to purchase of financial instruments. This document does not replace any legal, tax or financial advice. The statements made, have not been audited by an outside party, especially an independent accounting firm. You should make an investment decision in each case based on the sales documents (comprehensive or simplified prospectus, current annual and semi-annual report, if necessary), where detailed information on the opportunities and risks of this fund are given. The sales documents can be obtained free of charge from the KVG (Universal Investment GmbH) through www.universal-investment.de and the Tungsten Capital Management GmbH. This document is strictly confidential and may not be reproduced nor redistributed in whole or in part. Past performance is not a reliable indicator of future performance. Future performances are not predictable. Tungsten Capital Management does not assume any liability for the correctness of the data specified herein. Subject to change. Sources: Bloomberg, own calculations. 3) The results presented are indications and are intended to convey an approximation of the monthly results of the asset classes. They do not include any fees / expenses, their sum does not correspond to the fund's monthly performance.