

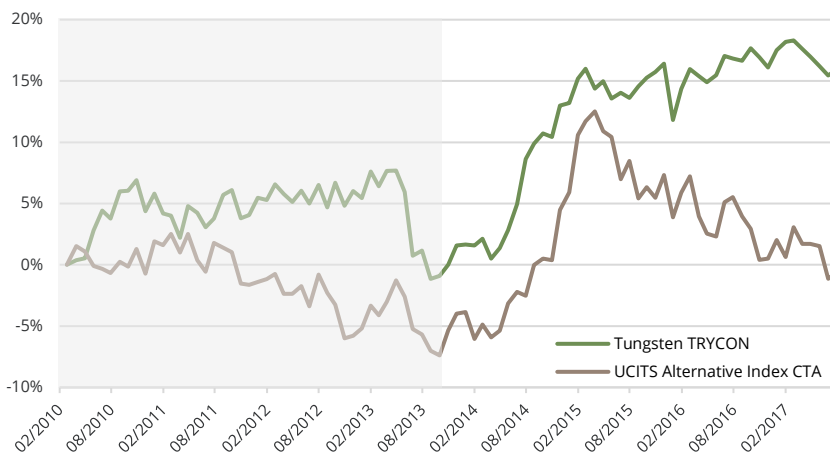


Tungsten TRYCON Basic Invest HAIG

The fund's objective is to provide absolute returns with a moderate risk-return profile and low correlation to equity markets and other investments.

Tungsten TRYCON Basic Invest HAIG is a purely systematic, UCITS-IV-compliant CTA fund with daily liquidity. The fund seeks to achieve its objective predominantly through the implementation of the proprietary QuantMatrix models. The strategy trades some 50 global equity, bond, interest rate and currency markets, using regulated, liquid and exchange traded financial instruments. Both long and short positions can be held seeking to profit from identified trading opportunities. The strategy and its strict risk management are based on a clearly defined set of rules, adjusting the portfolio dynamically to changing market conditions.

Historical return¹⁾



Fund details

Subscription / redemption price	116,23
Fund domicile / currency	LU / EUR
ISIN / WKN	LU0451958309 / HAFX29
Bloomberg	TRYBIHC
Total assets	EUR 136 mn
Dividend policy	distributing
Management fee	1,25%
Administrator fee	0,20%
Performance fee	20%, HWM

Historical statistics since 09/2013¹⁾

Accumulated return	17,31%
Return p.a.	4,16%
Volatility	5,20%
Sharpe Ratio ⁴⁾	0,81
Best month	3,51%
Worst month	-3,96%
Monthly average return	0,35%
% positive months	64%
Average gain	1,01%
Average loss	-0,82%
Max. drawdown (monthly)	-3,96%
Current drawdown (monthly)	-1,98%

Monthly performance in % (net of fees)¹⁾

	Jan	Feb	Mar	Apr	May	Jun	Jul	Aug	Sep	Oct	Nov	Dec	YTD
2017	0,57%	0,10%	-0,58%	-0,53%	-0,68%	-0,64%	0,45%						-1,32%
2016	2,27%	1,42%	-0,50%	-0,42%	0,49%	1,36%	-0,18%	-0,15%	0,88%	-0,64%	-0,70%	1,21%	5,10%
2015	1,74%	0,71%	-1,39%	0,51%	-1,23%	0,43%	-0,37%	0,83%	0,62%	0,41%	0,59%	-3,96%	-1,23%
2014	-0,09%	0,54%	-1,59%	0,87%	1,43%	2,07%	3,51%	1,16%	0,76%	-0,26%	2,32%	0,19%	11,35%
2013	2,06%	-1,13%	1,19%	0,03%	-1,63%	-4,92%	0,43%	-2,29%	0,25%	0,91%	1,58%	0,09%	2,85%
2012	-0,16%	1,22%	-0,74%	-0,62%	0,88%	-0,99%	1,43%	-1,70%	1,91%	-1,75%	1,12%	-0,53%	-0,01%
2011	-1,53%	-0,17%	-1,74%	2,53%	-0,51%	-1,14%	0,68%	1,88%	0,37%	-2,18%	0,27%	1,33%	-0,33%
2010		0,23%	0,39%	0,15%	2,26%	1,56%	-0,62%	2,14%	0,05%	0,80%	-2,37%	1,39%	6,05%

1) Until 08/2013 the fund predominantly followed a trend following strategy. Since 09/2013, quantitative models dominate the strategy. The historical statistics are based on the track record since 09/2013. 2) The YTD performance for 2013 relates to the period from Sep. to Dec. for the current strategy mix. 3) Cash = bank (term) deposits and short-term government bonds. 4) Risk-free rate: Euribor (3m).



CTA – Short Term Trader
Best Performing Fund over a 3 Year Period
Tungsten TRYCON Basic Invest HAIG
(Tungsten Capital)

Contact details

Fund management: Tungsten Capital Management GmbH, Hochstrasse 35, 60313 Frankfurt, www.tungsten-funds.com

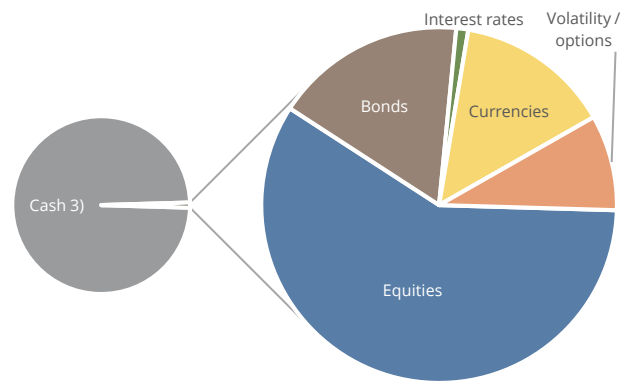
Sales: Tel.: +49 69 710 426 777, info@tungsten-funds.com



Monthly comment

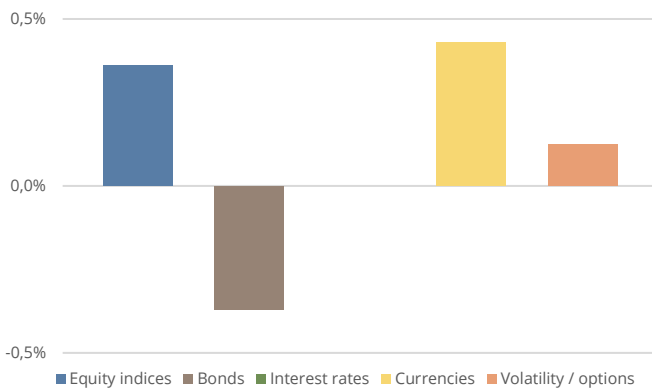
The strategy produced predominantly positive returns in equity indices in July. Most notably, it took advantage of the increase in the Hang Seng index and positioned itself successfully for a recovery during the correction in the Nasdaq towards the beginning of the month. The portfolio incurred moderate losses in the Swedish OMXS-30. While the strategy gained in British government bonds, the sector as a whole contributed negatively to the monthly result, owing particularly to losses incurred in 10-year Canadian and US bonds. The result from currencies was mixed: the British pound yielded a negative contribution, whereas the strategy gained in the CAD/USD and EUR/USD pairs. In the Mexican peso, the portfolio was well positioned for the appreciation of the currency against the USD around mid-month.

Risk allocation by sector per month end



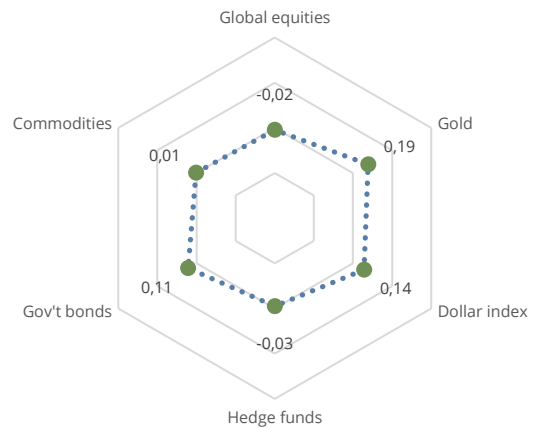
Risk allocation is based on a proprietary measure. The information is intended to give an indication of the portfolio's allocation. A large cash level is inherent to the strategy, average margin allocation is 5%-10%.

Performance attribution by sector

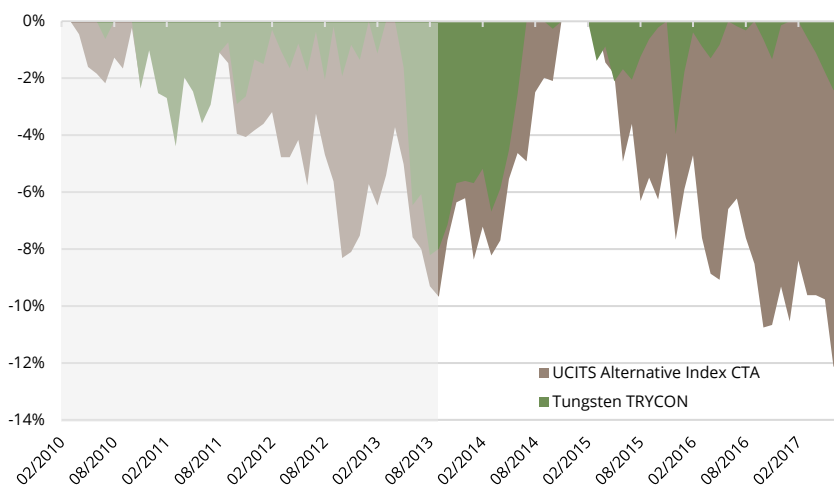


The sector performance attribution is intended to be indicative and to give an estimate of winning and losing components of the derivative positions in the fund. The results do not include fees/ expenses or contributions from the cash/bond portfolio and do not add up to the aggregate fund performance.

Correlation since 09/2013 (monthly data)



Drawdown analysis¹⁾



Key markets

Top 3 markets

- 1) CAD / USD
- 2) equities Hong Kong
- 3) EUR / USD

Bottom 3 markets

- 1) GBP / USD
- 2) 10 yr. bonds USA
- 3) 10 yr. bonds Canada

(Key futures markets by contribution to performance)

Important information - please read carefully:

This document is an advertisement. It is not a financial analysis in accordance with § 34b WpHG, investment advice or solicitation to purchase financial instruments. This document does not replace any legal, tax or financial advice. The statements made have not been audited by an outside party, especially an independent accounting firm. You should make an investment decision only based on the sales documents (comprehensive or simplified prospectus, current annual and semi-annual report), where detailed information on the opportunities and risks of this fund are given. The sales documents can be obtained free of charge from the administrator (Hauck & Aufhaeuser Investment Gesellschaft S.A., 1c, rue Gabriel Lippmann, L-5365 Munsbach, Luxembourg) and the Tungsten Capital Management GmbH. This document is strictly confidential and may not be reproduced nor redistributed in whole or in part. Past performance is not a reliable indicator of future performance. Future performance is not predictable. Tungsten Capital Management does not assume any liability for the correctness of the data specified herein. All information is subject to change.

Data: Equity = global index (gross; local currencies); Government Bonds = Bloomberg Government Bond Index (local); Commodities = Bloomberg Commodity Index; Gold in USD; Hedge Funds = HFRX Global Hedge Fund Index; own calculations. Calculations are based on monthly data if not indicated otherwise. Rankings are as of May 2017, Sources: Bloomberg, own calculations.

Information for Swiss investors: The fund's domicile is Luxembourg. The fund is registered for distribution to Qualified Investors in Switzerland. The fund's representative in Switzerland is 1741 Fund Solutions AG, Bahnhofstraße 8, 9001 St. Gallen. Paying agent for Switzerland is Notenstein La Roche Privatbank AG, Bohl 17, 9004 St. Gallen. The fund's prospectus, the Key Investor Information Document (KIID) as well as the annual and semi-annual report can be obtained free of charge from the representative in Switzerland (telephone: +41 58 458 48 00). For shares distributed to Switzerland and from Switzerland, the place of execution and the place of jurisdiction shall be at the domicile of the representative.